

Staff Detail Report

Date of Survey: 2017-12-01 To 2018-02-28
Report Level: Data for LEA - Huntingdon Area SD
Total Number of Respondents: 87 Filtered Count: 87

[print](#)

TABLE 1	
Agreeable to... (GREEN) 3.4 and above Contradiction to... (Red) 2.5 and below	
a. Total Average School Climate Score	2.93
b. Social Emotional Learning Average Domain Score	2.51
c. Student Support Average Domain Score	3.18
d. High Expectations/Academic/Challenge Average Domain Score	3.06
e. Safe School Climate Average Domain Score	3.04

Question	Results
What is your role in this school?	
Administrator	7 8.0%
Classroom Teacher	53 60.9%
Other Certified Staff	16 18.4%
Classified Staff	5 5.7%
Other	6 6.9%
At what level do you work? (check all that apply)	
Elementary	27 28.4%
Middle	31 32.6%
High	32 33.7%
District/Administration	5 5.3%

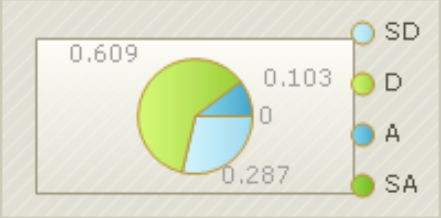
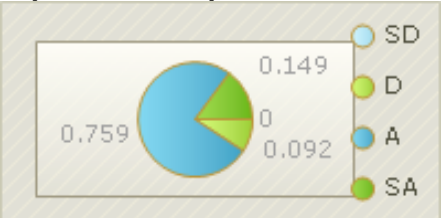
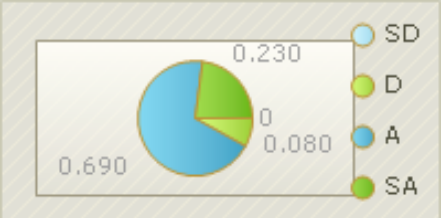
Question	Results
We have a school police or school resource officer (SRO) in our school building:	
Yes	67 77.0%
No	19 21.8%
Not Applicable	1 1.1%
The school police officer plays an important role in keeping our school safe.	
Yes	66 98.5%
No	1 1.5%
Rank how safe you believe your school is because of the school police officer.	
The school(s) is/are just as safe as before the school police/SRO came to the school	4 6.0%
The school(s) is/are somewhat safer as before the school police/SRO came to the school	29 43.3%
The school(s) is/are much safer as before the school police/SRO came to the school	34 50.7%

Staff Detail Report

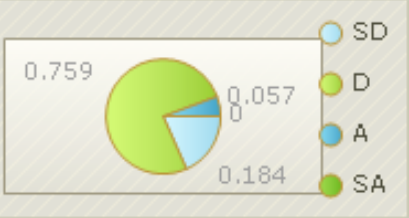
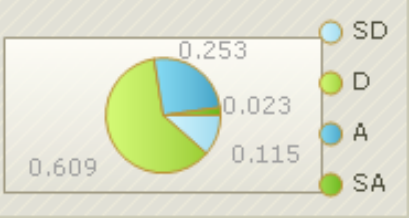
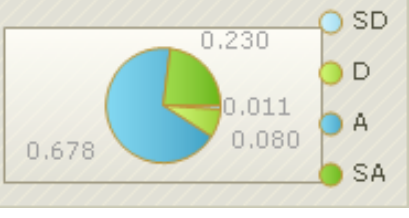
Question	Results
How many years have you worked, in any position, in this school?	
Less than two years	12 13.8%
3 to 5 years	16 18.4%
6 to 10 years	16 18.4%
11 to 15 years	14 16.1%
More than 15 years	29 33.3%
Select the one or more from the categories provided that best match.	
American Indian/Alaskan Native	0 0.0%
Black/African American	0 0.0%
Hispanic	1 1.1%
Asian	0 0.0%
Multi-Racial	1 1.1%
Native Hawaiian or other Pacific Islander	0 0.0%
White/Caucasian	82 94.3%
Unavailable/Unknown/Decline	3 3.4%
Which category best describes your Gender?	
Female	64 73.6%
Male	23 26.4%

Question	Results
How many years have you worked, in any position, in Education?	
Less than two years	4.6 4.6%
3 to 5 years	11.5 11.5%
6 to 10 years	16.1 16.1%
11 to 15 years	23.0 23.0%
More than 15 years	44.8 44.8%
What is the primary grade level in which you teach classes	
Kindergarten	1 1.9%
1st Grade	2 3.8%
2nd Grade	4 7.5%
3rd Grade	2 3.8%
4th Grade	4 7.5%
5th Grade	1 1.9%
6th Grade	6 11.3%
7th Grade	7 13.2%
8th Grade	6 11.3%
9th Grade	7 13.2%
10th Grade	4 7.5%
11th Grade	4 7.5%
12th Grade	5 9.4%

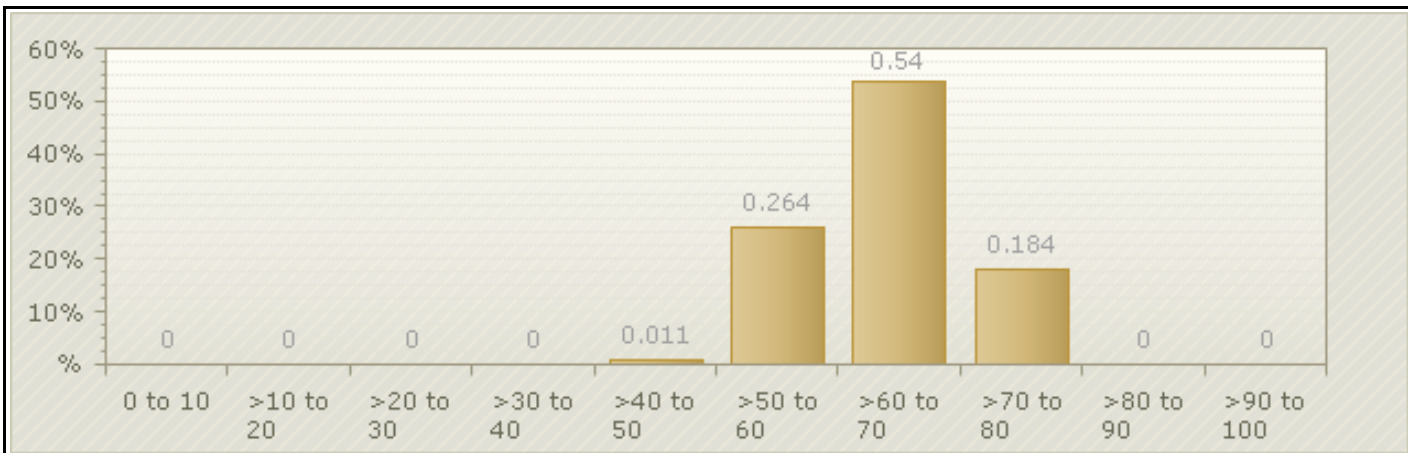
Staff Detail Report

Question	Total Answers	1 Strongly Disagree (SD)	2 Disagree (D)	3 Agree (A)	4 Strongly Agree (SA)	Mean Rating
1. Please indicate how strongly you agree or disagree.						
a. This school is badly affected by crime and violence in the community.  <p><i>* Safe School Climate Domain</i> <i>** Note: This question has been altered for this report so that the answer reflects the true value of other questions within the report. A disagreement with this question is a positive answer and would skew the total value of the domain.</i></p>	87	25 28.7%	53 60.9%	9 10.3%	0 0.0%	3.18
b. This school provides positive experiences for parents.  <p><i>* Safe School Climate Domain</i></p>	87	0 0.0%	8 9.2%	66 75.9%	13 14.9%	3.06
c. This school provides a welcoming environment.  <p><i>* Safe School Climate Domain</i></p>	87	0 0.0%	7 8.0%	60 69.0%	20 23.0%	3.15

Staff Detail Report

Question	Total Answers	1 Strongly Disagree (SD)	2 Disagree (D)	3 Agree (A)	4 Strongly Agree (SA)	Mean Rating
<p>d. Students at this school are often threatened.</p>  <p>* Safe School Climate Domain ** Note: This question has been altered for this report so that the answer reflects the true value of other questions within the report. A disagreement with this question is a positive answer and would skew the total value of the domain.</p>	87	16 18.4%	66 75.9%	5 5.7%	0 0.0%	3.13
<p>e. Students at this school are often bullied because of certain characteristics (for example, their race, religion, weight, or sexual orientation).</p>  <p>* Safe School Climate Domain ** Note: This question has been altered for this report so that the answer reflects the true value of other questions within the report. A disagreement with this question is a positive answer and would skew the total value of the domain.</p>	87	10 11.5%	53 60.9%	22 25.3%	2 2.3%	2.82
<p>f. This school provides a safe environment for teaching and learning.</p>  <p>* Safe School Climate Domain</p>	87	1 1.1%	7 8.0%	59 67.8%	20 23.0%	3.13

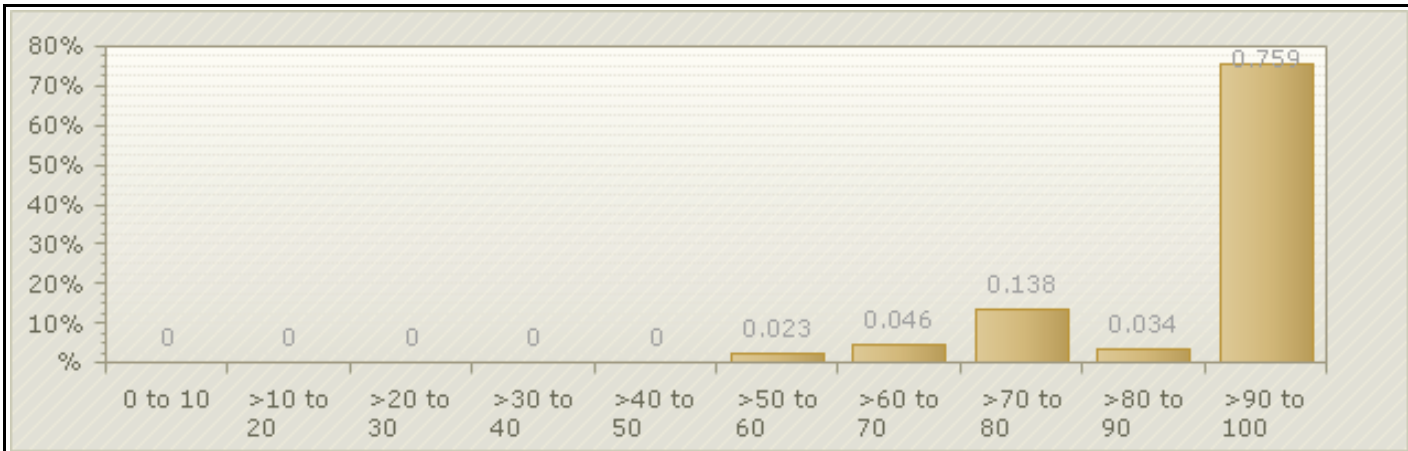
Staff Detail Report



Note: Each respondents collection of answers for the question set above are averaged and plotted into this graph to show how the scores are distributed across the entire collection of respondents. In this specific set '0 to 10' would relate to 'Not Safe' and '>90 to 100' would relate to 'Very Safe'.

Question	Total Answers	1 Not Safe (NS)	2 Somewhat Safe (SS)	3 Mostly Safe (MS)	4 Very Safe (VS)	Mean Rating
2. How safe do you feel:						
a. Outside around the school?						
* Safe School Climate Domain	87	0 0.0%	4 4.6%	21 24.1%	62 71.3%	3.67
b. In the hallways and bathrooms of the school?						
* Safe School Climate Domain	87	0 0.0%	2 2.3%	17 19.5%	68 78.2%	3.76
c. In your classroom or work area?						
* Safe School Climate Domain	87	0 0.0%	2 2.3%	22 25.3%	63 72.4%	3.70


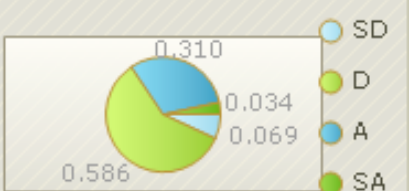
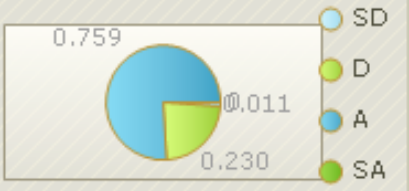
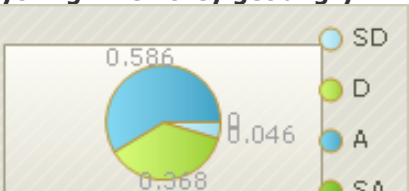
Staff Detail Report



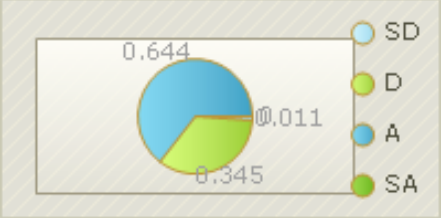
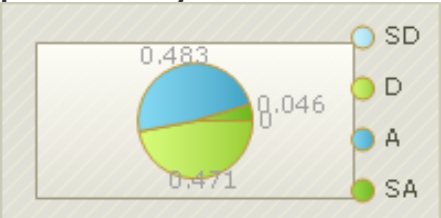
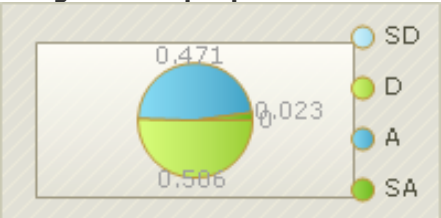
Note: Each respondents collection of answers for the question set above are averaged and plotted into this graph to show how the scores are distributed across the entire collection of respondents. In this specific set '0 to 10' would relate to 'Not Safe' and '>90 to 100' would relate to 'Very Safe'.

Question	Total Answers	1 Strongly Disagree (SD)	2 Disagree (D)	3 Agree (A)	4 Strongly Agree (SA)	Mean Rating
3. How much do you agree with the following statements about students in your school:						
a. Don't really care about each other. <p>* Safe School Climate Domain ** Note: This question has been altered for this report so that the answer reflects the true value of other questions within the report. A disagreement with this question is a positive answer and would skew the total value of the domain.</p>	87	11 12.6%	65 74.7%	11 12.6%	0 0.0%	3.00
b. Like to put others down. <p>* Safe School Climate Domain ** Note: This question has been altered for this report so that the answer reflects the true value of other questions within the report. A disagreement with this question is a positive answer and would skew the total value of the domain.</p>	87	9 10.3%	52 59.8%	25 28.7%	1 1.1%	2.79

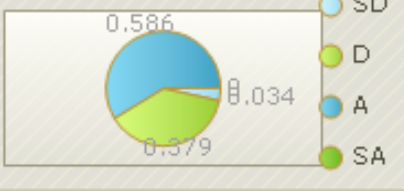


Staff Detail Report

Question	Total Answers	1 Strongly Disagree (SD)	2 Disagree (D)	3 Agree (A)	4 Strongly Agree (SA)	Mean Rating
c. Don't get along together very well.  <p>* Safe School Climate Domain ** Note: This question has been altered for this report so that the answer reflects the true value of other questions within the report. A disagreement with this question is a positive answer and would skew the total value of the domain.</p>	87	9 10.3%	65 74.7%	13 14.9%	0 0.0%	2.95
d. Just look out for themselves.  <p>* Safe School Climate Domain ** Note: This question has been altered for this report so that the answer reflects the true value of other questions within the report. A disagreement with this question is a positive answer and would skew the total value of the domain.</p>	87	6 6.9%	51 58.6%	27 31.0%	3 3.4%	2.69
e. Treat each other with respect.  <p>* Safe School Climate Domain</p>	87	1 1.1%	20 23.0%	66 75.9%	0 0.0%	2.75
f. Stop and think before doing anything when they get angry.  <p>* Social Emotional Learning Domain</p>	87	4 4.6%	32 36.8%	51 58.6%	0 0.0%	2.54

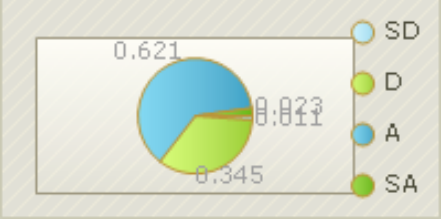
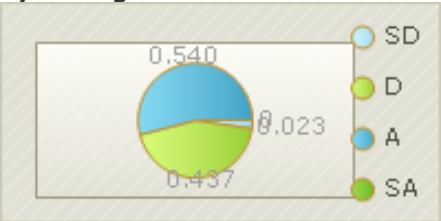
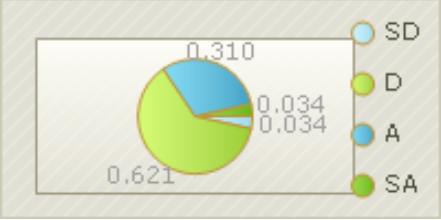
Staff Detail Report

Question	Total Answers	1 Strongly Disagree (SD)	2 Disagree (D)	3 Agree (A)	4 Strongly Agree (SA)	Mean Rating
g. Do their share of the work when doing group projects. 						
* Social Emotional Learning Domain 87	87	1 1.1%	30 34.5%	56 64.4%	0 0.0%	2.63
h. Give up when they can't solve a problem easily. 						
* Social Emotional Learning Domain ** Note: This question has been altered for this report so that the answer reflects the true value of other questions within the report. A disagreement with this question is a positive answer and would skew the total value of the domain.	87	0 0.0%	41 47.1%	42 48.3%	4 4.6%	2.43
i. Get into arguments when they disagree with people. 						
* Social Emotional Learning Domain ** Note: This question has been altered for this report so that the answer reflects the true value of other questions within the report. A disagreement with this question is a positive answer and would skew the total value of the domain.	87	0 0.0%	44 50.6%	41 47.1%	2 2.3%	2.48

Staff Detail Report

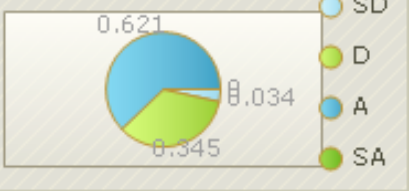
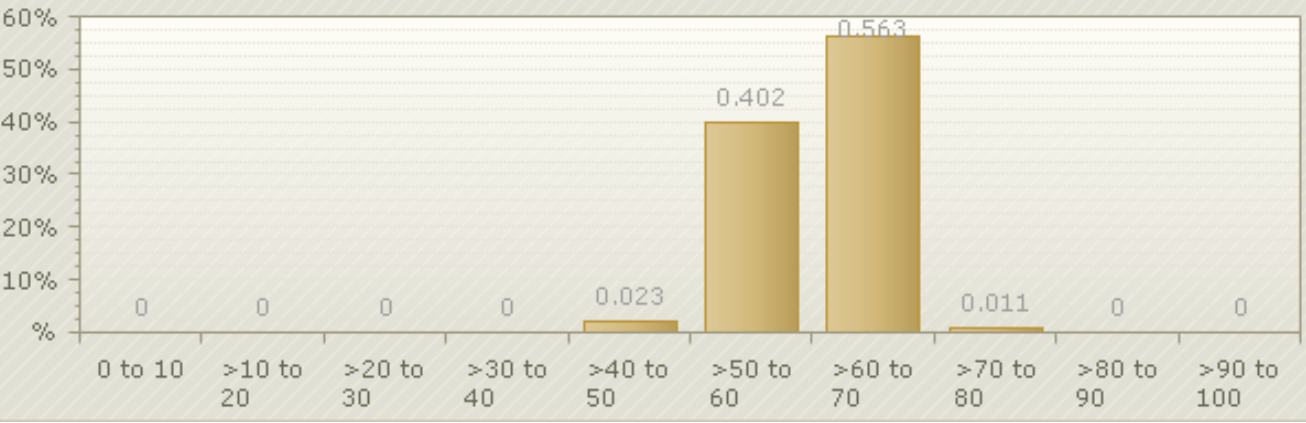
Question	Total Answers	1 Strongly Disagree (SD)	2 Disagree (D)	3 Agree (A)	4 Strongly Agree (SA)	Mean Rating
<p>j. Do their best, even when their school work is difficult.</p>  <p>* Social Emotional Learning Domain ** Note: This question has been altered for this report so that the answer reflects the true value of other questions within the report. A disagreement with this question is a positive answer and would skew the total value of the domain.</p>	87	3 3.4%	33 37.9%	51 58.6%	0 0.0%	2.45
<p>k. Think it's OK to fight if someone insults them.</p>  <p>* Social Emotional Learning Domain ** Note: This question has been altered for this report so that the answer reflects the true value of other questions within the report. A disagreement with this question is a positive answer and would skew the total value of the domain.</p>	87	2 2.3%	59 67.8%	24 27.6%	2 2.3%	2.70
<p>l. Do all their homework.</p>  <p>* Social Emotional Learning Domain</p>	87	6 6.9%	50 57.5%	31 35.6%	0 0.0%	2.29

Staff Detail Report

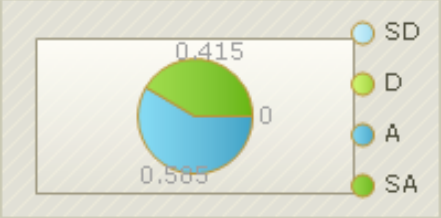
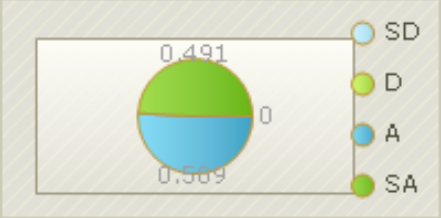
Question	Total Answers	1 Strongly Disagree (SD)	2 Disagree (D)	3 Agree (A)	4 Strongly Agree (SA)	Mean Rating
<p>m. Say mean things to other students when they think the other students deserve it.</p>  <p>* Social Emotional Learning Domain ** Note: This question has been altered for this report so that the answer reflects the true value of other questions within the report. A disagreement with this question is a positive answer and would skew the total value of the domain.</p>	87	1 1.1%	30 34.5%	54 62.1%	2 2.3%	2.34
<p>n. Try to work out their disagreements with other students by talking to them.</p>  <p>* Social Emotional Learning Domain</p>	87	2 2.3%	38 43.7%	47 54.0%	0 0.0%	2.52
<p>o. Think it's OK to cheat if other students are cheating.</p>  <p>* Social Emotional Learning Domain ** Note: This question has been altered for this report so that the answer reflects the true value of other questions within the report. A disagreement with this question is a positive answer and would skew the total value of the domain.</p>	87	3 3.4%	54 62.1%	27 31.0%	3 3.4%	2.66

Staff Detail Report - Page 10



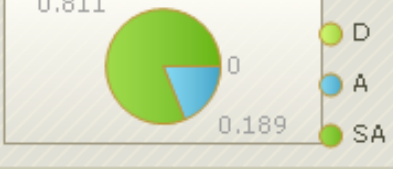
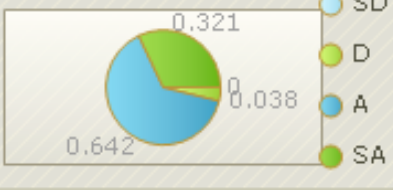
Staff Detail Report

Question	Total Answers	1 Strongly Disagree (SD)	2 Disagree (D)	3 Agree (A)	4 Strongly Agree (SA)	Mean Rating
<p>p. Try to do a good job on school work even when it is not interesting.</p>  <p>* Social Emotional Learning Domain</p>	87	3 3.4%	30 34.5%	54 62.1%	0 0.0%	2.59
 <p>Note: Each respondents collection of answers for the question set above are averaged and plotted into this graph to show how the scores are distributed across the entire collection of respondents. In this specific set '0 to 10' would relate to 'Strongly Disagree' and '>90 to 100' would relate to 'Strongly Agree'.</p>						

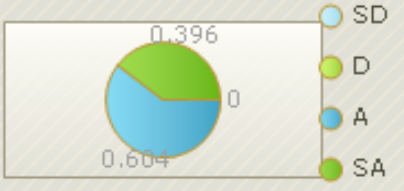
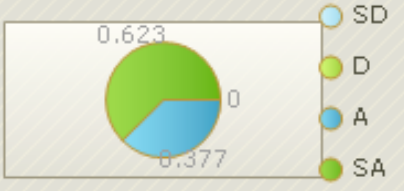
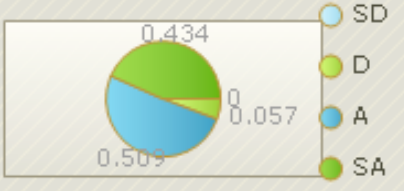
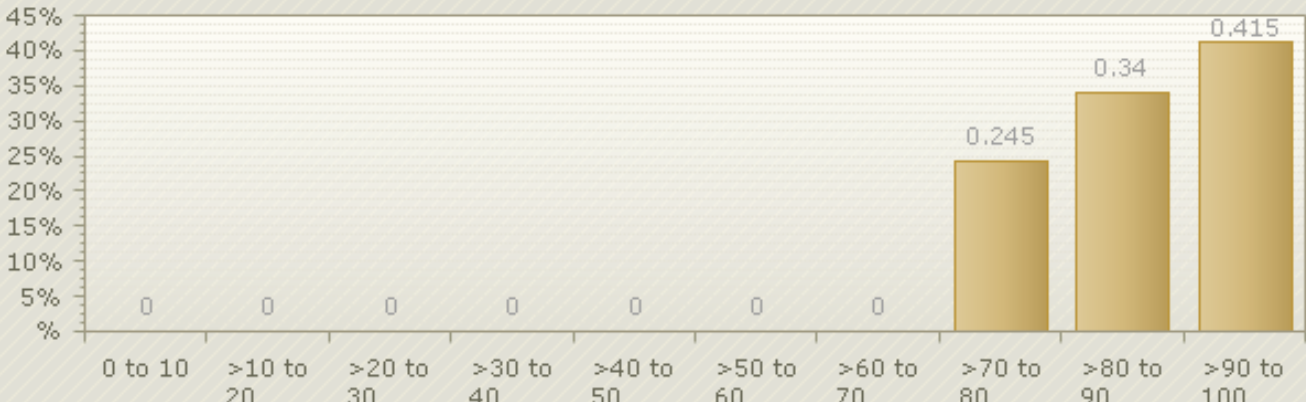
Staff Detail Report

Question	Total Answers	1 Strongly Disagree (SD)	2 Disagree (D)	3 Agree (A)	4 Strongly Agree (SA)	Mean Rating
4. How much do you agree with the following statements about your teaching:						
a. Work to connect what I am teaching to life outside the classroom.  <p>* High Expectations/Academic/Challenge Domain</p>	53	0 0.0%	0 0.0%	31 58.5%	22 41.5%	3.42
b. Encourage students to share their ideas about things we are studying in class.  <p>* High Expectations/Academic/Challenge Domain</p>	53	0 0.0%	0 0.0%	27 50.9%	26 49.1%	3.49

Staff Detail Report

Question	Total Answers	1 Strongly Disagree (SD)	2 Disagree (D)	3 Agree (A)	4 Strongly Agree (SA)	Mean Rating
c. Require my students to explain their answers. 						
* High Expectations/Academic/Challenge Domain	53	0 0.0%	1 1.9%	29 54.7%	23 43.4%	3.42
d. Prepare all students for success in the next grade, in college, or in a job. 						
* High Expectations/Academic/Challenge Domain	53	0 0.0%	2 3.8%	28 52.8%	23 43.4%	3.40
e. Really care about my students. 						
* Student Support Domain	53	0 0.0%	0 0.0%	10 18.9%	43 81.1%	3.81
f. Help my students make up work after an excused absence. 						
* Student Support Domain	53	0 0.0%	2 3.8%	34 64.2%	17 32.1%	3.28


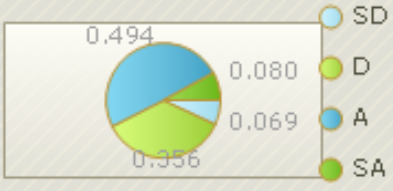

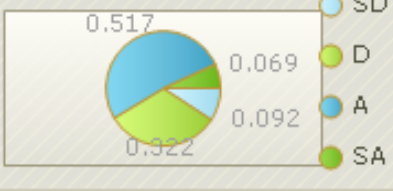
Staff Detail Report

Question	Total Answers	1 Strongly Disagree (SD)	2 Disagree (D)	3 Agree (A)	4 Strongly Agree (SA)	Mean Rating
g. Give my students feedback on class assignments that helps improve their work. 						
* Student Support Domain	53	0 0.0%	0 0.0%	32 60.4%	21 39.6%	3.40
h. Provide accommodations to students who need them. 						
* Student Support Domain	53	0 0.0%	0 0.0%	20 37.7%	33 62.3%	3.62
i. Believe all students can do challenging school work. 						
* High Expectations/Academic/Challenge Domain	53	0 0.0%	3 5.7%	27 50.9%	23 43.4%	3.38
						
Note: Each respondents collection of answers for the question set above are averaged and plotted into this graph to show how the scores are distributed across the entire collection of respondents. In this specific set '0 to 10' would relate to 'Strongly Disagree' and '>90 to 100' would relate to 'Strongly Agree'.						

Staff Detail Report

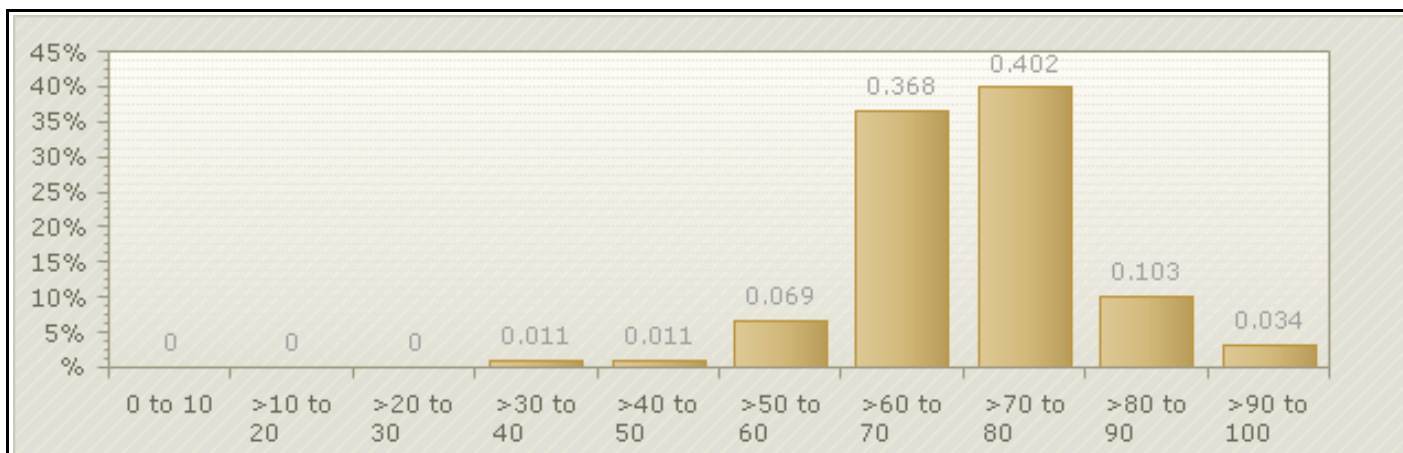
Question	Total Answers	1 Strongly Disagree (SD)	2 Disagree (D)	3 Agree (A)	4 Strongly Agree (SA)	Mean Rating
5. How much do you agree with the following?:						
a. The principal asks students about their ideas. 						
* Student Support Domain	87	3 3.4%	25 28.7%	52 59.8%	7 8.0%	2.72
b. Students and parents receive effective communication about academic progress. 						
* Student Support Domain	87	2 2.3%	13 14.9%	58 66.7%	14 16.1%	2.97
c. When students break rules, they are treated fairly. 						
* Student Support Domain	87	3 3.4%	9 10.3%	62 71.3%	13 14.9%	2.98
How much do you agree with the following?:						
d. I am happy working at this school. 						
* High Expectations/Academic/Challenge Domain	87	3 3.4%	16 18.4%	45 51.7%	23 26.4%	3.01

Staff Detail Report

Question	Total Answers	1 Strongly Disagree (SD)	2 Disagree (D)	3 Agree (A)	4 Strongly Agree (SA)	Mean Rating
e. This school is making steady progress implementing rigorous academic standards. 						
* High Expectations/Academic/Challenge Domain	87	4 4.6%	21 24.1%	50 57.5%	12 13.8%	2.80
f. When students in this school already know the material that is being taught, they are given more advanced assignments. 						
* High Expectations/Academic Rigor/Challenge Domain	87	6 6.9%	31 35.6%	43 49.4%	7 8.0%	2.59
g. School staff members have a lot of informal opportunities to influence what happens here. 						
* Safe School Climate Domain	87	9 10.3%	42 48.3%	30 34.5%	6 6.9%	2.38
h. School Staff members are supported by administration. 						
* Safe School Climate Domain	87	8 9.2%	28 32.2%	45 51.7%	6 6.9%	2.56

Staff Detail Report

Question	Total Answers	1 Strongly Disagree (SD)	2 Disagree (D)	3 Agree (A)	4 Strongly Agree (SA)	Mean Rating
<p>i. In this school, staff members have a "can do" attitude.</p> 						
<p>* High Expectations/Academic Rigor/Challenge Domain</p>	87	3 3.4%	23 26.4%	51 58.6%	10 11.5%	2.78
<p>j. Students have adequate access to computers at this school.</p> 						
<p>* High Expectations/Academic Rigor/Challenge Domain</p>	87	1 1.1%	6 6.9%	46 52.9%	34 39.1%	3.30
<p>k. Students in this school are encouraged to take advanced classes, such as honors, Advanced Placement (AP), or International Baccalaureate (IB), or classes that lead to professional certification.</p> 						
<p>* High Expectations/Academic Rigor/Challenge Domain</p>	87	4 4.6%	26 29.9%	49 56.3%	8 9.2%	2.70
<p>l. This school provides positive experiences for students.</p> 						
<p>* High Expectations/Academic Rigor/Challenge Domain</p>	87	1 1.1%	5 5.7%	60 69.0%	21 24.1%	3.16



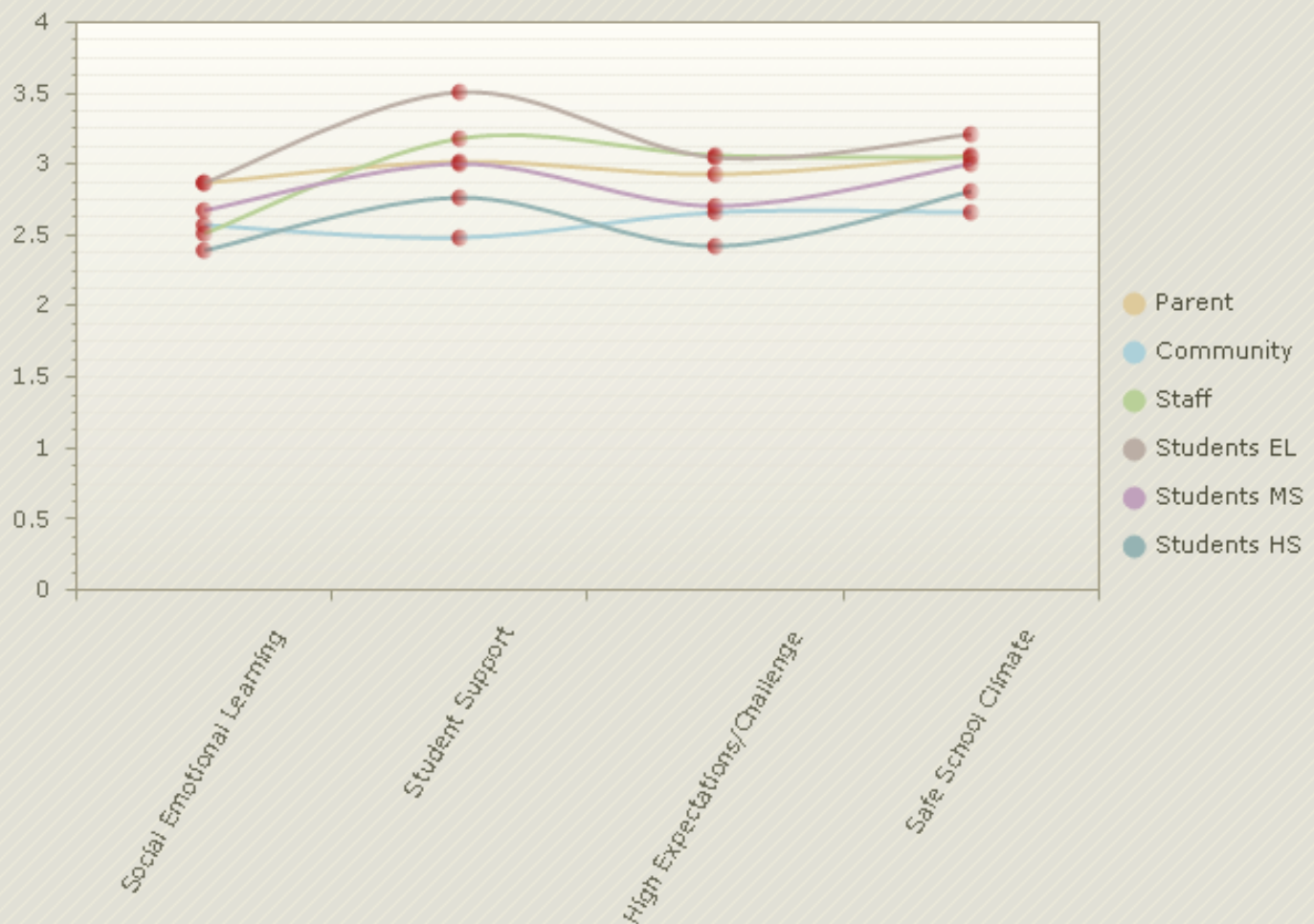
Note: Each respondents collection of answers for the question set above are averaged and plotted into this graph to show how the scores are distributed across the entire collection of respondents. In this specific set '0 to 10' would relate to 'Strongly Disagree' and '>90 to 100' would relate to 'Strongly Agree'.

Safeschools Reference Data

	Academic	Conduct	Drug & Alcohol	Tobacco	Violence	Weapon
Out of School Suspensions	0	21	3	0	10	1
Expulsions	0	0	0	0	0	0
Truancy Rate	6.61%					

Staff Detail Report

Graph 1a. Climate Scores by Question Categories



Added/Custom Questions

Question	Results
Student in my school are treated equally regardless of their race, socioeconomic status, ethnicity or culture.	
No	5 5.7%
Yes	75 86.2%
Uncertain	7 8%
The adult workplace climate is very positive.	
No	29 33.3%
Uncertain	21 24.1%
Yes	37 42.5%
How often have you learned about a student drug/alcohol problem in the past four weeks?	
Never	58 66.7%

Three to four times	5 5.7%
Once or twice	22 25.3%
More than four times	2 2.3%
If you overheard a student talking about a drug or alcohol experience, would you intervene?	
Yes	69 79.3%
Uncertain	16 18.4%
No	2 2.3%
If you witnessed a student engaging in illegal drinking or taking drugs off school campus, would you intervene?	
Yes	53 60.9%
Uncertain	28 32.2%
No	6 6.9%
If students were engaged in a physical confrontation in school, would you directly intervene?	
Yes	73 83.9%
Uncertain	14 16.1%
Fights are a problem in my school.	
No	67 77%
Yes	11 12.6%
Uncertain	9 10.3%
Threats of violence are common in my school.	
No	57 65.5%
Yes	7 8%
Uncertain	23 26.4%
Bullying is a problem in our district.	
No	19 21.8%
Yes	35 40.2%
Uncertain	33 37.9%
Our school takes a proactive approach to the prevention of bullying through the use of a research-based anti-bullying program (ex. Olweus).	
Yes	64 73.6%
No	13 14.9%
Uncertain	10 11.5%

Our school takes bullying seriously and holds students accountable for their actions	
Yes	56 64.4%
No	7 8%
Uncertain	24 27.6%
If you witnessed a student being bullied, would you directly intervene?	
Yes	85 97.7%
Uncertain	2 2.3%
Internet bullying (Facebook, Twitter, email) is a problem in our school.	
Yes	43 49.4%
No	8 9.2%
Uncertain	36 41.4%
Our school has a zero tolerance policy against bullying	
Yes	59 67.8%
Uncertain	19 21.8%
No	9 10.3%
Please rate the level of difficulty you have encountered in the past four weeks with truancy in your classroom.	
Moderate difficulty (20-30% of total student roster)	13 14.9%
Little to none (0-20% of total student roster)	73 83.9%
Significant difficulty (30% or more of total student roster)	1 1.1%
Our school takes a proactive approach to the prevention of truancy.	
Yes	45 51.7%
Uncertain	32 36.8%
No	10 11.5%
Our school provides strong support to students with truancy problems.	
Yes	26 29.9%
No	13 14.9%
Uncertain	48 55.2%