

## Parent/Guardian Detail Report

**Date of Survey: 2017-12-01 To 2018-02-28**  
**Report Level: Data for LEA - Huntingdon Area SD**  
**Total Number of Respondents: 108 Filtered Count: 108**

[print](#)

| TABLE 1  |             |
|--|-------------|
| Agreeable to... (GREEN) 3.4 and above    Contradiction to... (Red) 2.5 and below |             |
| <b>a. Total Average School Climate Score</b>                                     | <b>3.00</b> |
| <b>b. Social Emotional Learning Average Domain Score</b>                         | <b>2.88</b> |
| <b>c. Student Support Average Domain Score</b>                                   | <b>3.02</b> |
| <b>d. High Expectations/Academic/Challenge Average Domain Score</b>              | <b>2.92</b> |
| <b>e. Safe School Climate Average Domain Score</b>                               | <b>3.07</b> |

| Question  | Results     |
|---|-------------|
| <b>What grade is your child this current school year?</b> |             |
| Pre-K   | 2<br>0.0%   |
| Kindergarten  | 5<br>4.6%   |
| 1st Grade   | 6<br>5.6%   |
| 2nd Grade   | 17<br>15.7% |
| 3rd Grade   | 12<br>11.1% |
| 4th Grade   | 12<br>11.1% |
| 5th Grade   | 14<br>13.0% |
| 6th Grade   | 3<br>2.8%   |
| 7th Grade   | 6<br>5.6%   |
| 8th Grade   | 8<br>7.4%   |
| 9th Grade   | 7<br>6.5%   |
| 10th Grade  | 10<br>9.3%  |
| 11th Grade  | 4<br>3.7%   |
| 12th Grade  | 2<br>1.9%   |

| Question  | Results      |
|---|--------------|
| <b>What is your relationship to the child you are reporting about?</b>      |              |
| Parent(s)   | 106<br>98.1% |
| Legal Guardian  | 1<br>0.9%    |
| Other adult in the household  | 1<br>0.9%    |
| <b>Select the one or more from the categories provided that best match.</b> |              |
| American Indian/Alaskan Native  | 0<br>0.0%    |
| Black/African American  | 0<br>0.0%    |
| Hispanic  | 3<br>2.7%    |
| Multi-Racial  | 0<br>0.0%    |
| White/Caucasian   | 104<br>94.5% |
| Asian   | 0<br>0.0%    |
| Native Hawaiian or other Pacific Islander                                   | 0<br>0.0%    |
| Unavailable/Unknown/Decline   | 3<br>2.7%    |

### Parent/Guardian Detail Report

| Question  | Total Answers | 1 Strongly Disagree | 2 Disagree  | 3 Agree     | 4 Strongly Agree | Mean Rating |
|---|---------------|---------------------|-------------|-------------|------------------|-------------|
| <b>1. Please indicate how strongly you agree or disagree.</b>   |               |                     |             |             |                  |             |
| a. My child's school is a supportive and inviting place for students.<br> |               |                     |             |             |                  |             |
| * Safe School Climate Domain  | 108           | 3<br>2.8%           | 12<br>11.1% | 59<br>54.6% | 34<br>31.5%      | <b>3.15</b> |
| b. My child is safe at school.<br>  |               |                     |             |             |                  |             |
| * Safe School Climate Domain  | 108           | 2<br>1.9%           | 5<br>4.6%   | 67<br>62.0% | 34<br>31.5%      | <b>3.23</b> |
| c. I feel welcomed at this school.<br>                                   |               |                     |             |             |                  |             |
| * Safe School Climate Domain  | 108           | 3<br>2.8%           | 23<br>21.3% | 43<br>39.8% | 39<br>36.1%      | <b>3.09</b> |
| d. I am satisfied with communication with my child's teacher(s).<br>    |               |                     |             |             |                  |             |
| * Student Support Domain  | 108           | 10<br>9.3%          | 21<br>19.4% | 44<br>40.7% | 33<br>30.6%      | <b>2.93</b> |

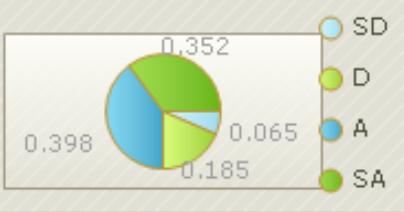
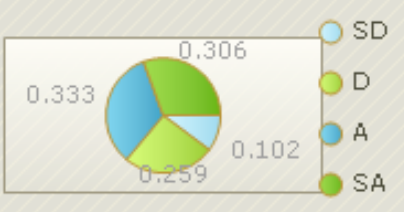
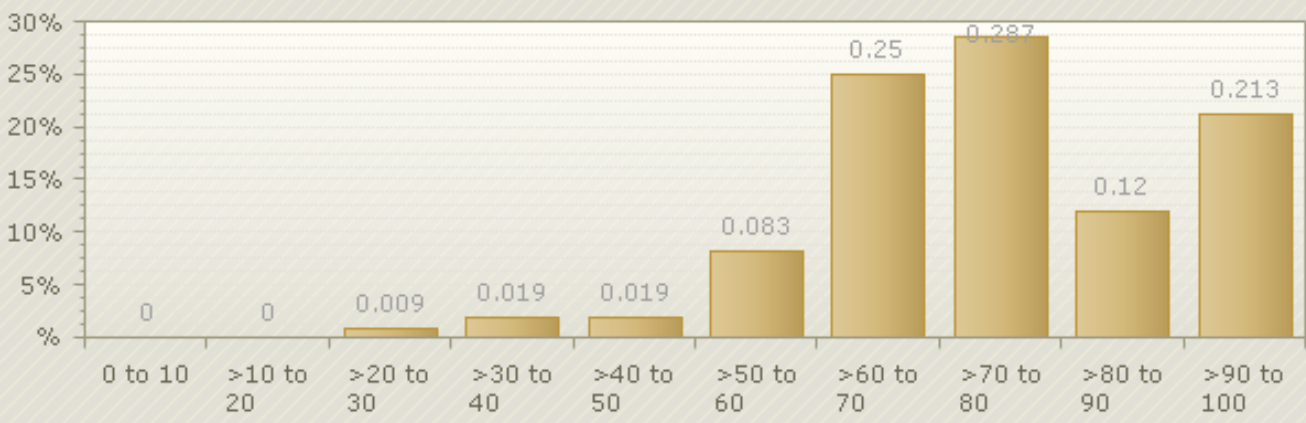
### Parent/Guardian Detail Report

| Question   | Total Answers | 1 Strongly Disagree | 2 Disagree  | 3 Agree     | 4 Strongly Agree | Mean Rating |
|--|---------------|---------------------|-------------|-------------|------------------|-------------|
| <p>e. My child is getting a good education at this school.</p>  <p>* High Expectations / Academic Rigor / Challenge Domain</p>                             | 108           | 9<br>8.3%           | 24<br>22.2% | 47<br>43.5% | 28<br>25.9%      | <b>2.87</b> |
| <p>f. My child is treated fairly at school.</p>  <p>* Safe School Climate Domain</p>   | 108           | 2<br>1.9%           | 15<br>13.9% | 58<br>53.7% | 33<br>30.6%      | <b>3.13</b> |
| <p>g. My child likes his/her teachers.</p>  <p>* Student Support Domain</p>   | 108           | 2<br>1.9%           | 12<br>11.1% | 46<br>42.6% | 48<br>44.4%      | <b>3.30</b> |
| <p>h. At this school there are good supports for all children, including children with learning problems.</p>  <p>* Social Emotional Learning Domain</p> | 108           | 14<br>13.0%         | 24<br>22.2% | 47<br>43.5% | 23<br>21.3%      | <b>2.73</b> |

### Parent/Guardian Detail Report

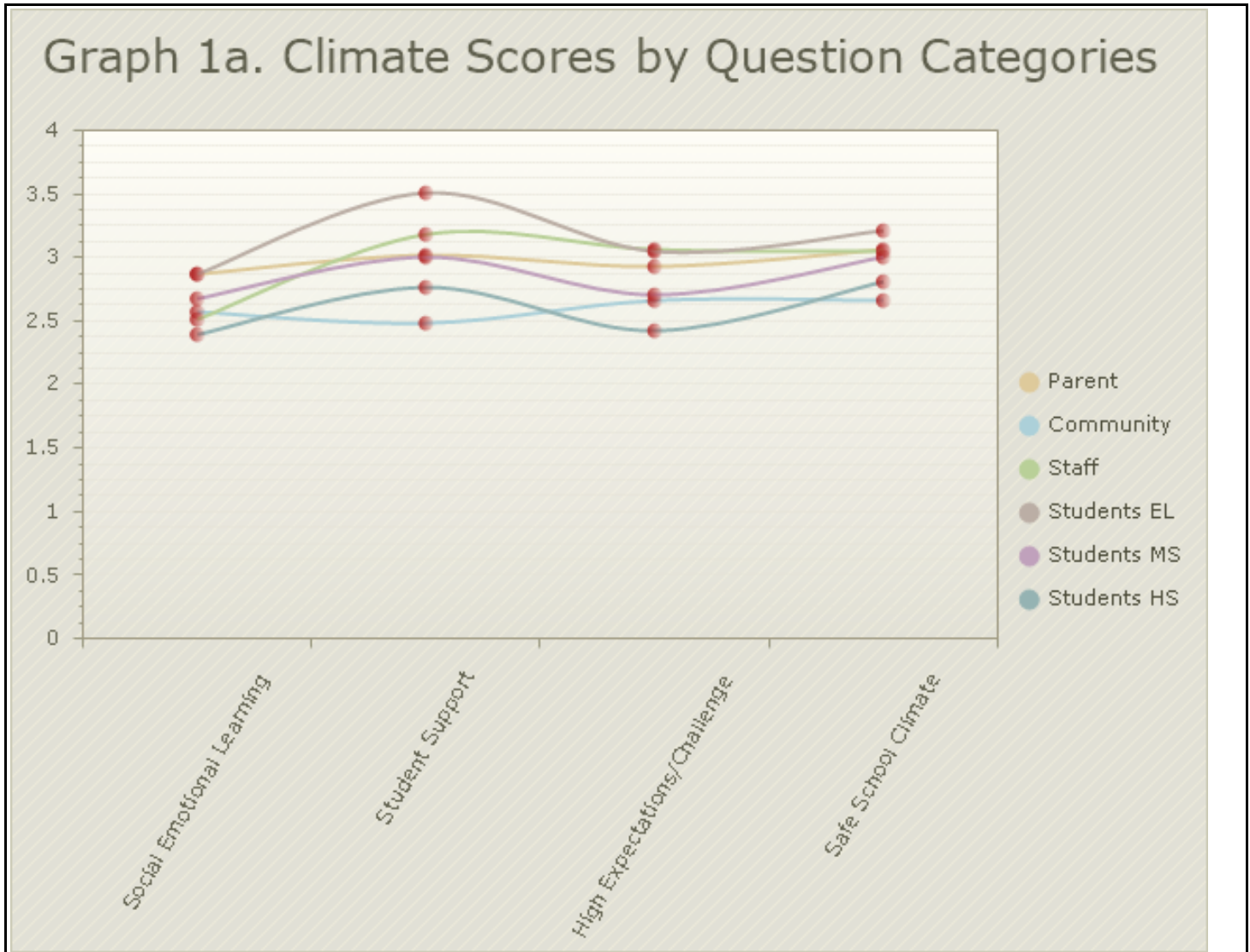
| Question   | Total Answers | 1 Strongly Disagree | 2 Disagree  | 3 Agree     | 4 Strongly Agree | Mean Rating |
|--|---------------|---------------------|-------------|-------------|------------------|-------------|
| i. This school is a supportive and inviting place for parents/guardians.<br> |               |                     |             |             |                  |             |
| * Safe School Climate Domain   | 108           | 8<br>7.4%           | 23<br>21.3% | 54<br>50.0% | 23<br>21.3%      | <b>2.85</b> |
| j. Adults at the school respect cultural diversity.<br>                      |               |                     |             |             |                  |             |
| * Safe School Climate Domain   | 108           | 6<br>5.6%           | 16<br>14.8% | 64<br>59.3% | 22<br>20.4%      | <b>2.94</b> |
| k. Adults at the school have high expectations for all children.<br>       |               |                     |             |             |                  |             |
| * High Expectations/Academic Rigor/Challenge Domain  | 108           | 6<br>5.6%           | 27<br>25.0% | 51<br>47.2% | 24<br>22.2%      | <b>2.86</b> |
| l. Teachers at my child's school are interested in what I have to say.<br> |               |                     |             |             |                  |             |
| * Social Emotional Learning Domain   | 108           | 3<br>2.8%           | 21<br>19.4% | 55<br>50.9% | 29<br>26.9%      | <b>3.02</b> |

### Parent/Guardian Detail Report

| Question   | Total Answers | 1 Strongly Disagree | 2 Disagree  | 3 Agree     | 4 Strongly Agree | Mean Rating |
|--|---------------|---------------------|-------------|-------------|------------------|-------------|
| <p>m. I feel like I am actively involved in my child's education.</p>  <p><i>* High Expectations/Academic Rigor/Challenge Domain</i></p>  | 108           | 7<br>6.5%           | 20<br>18.5% | 43<br>39.8% | 38<br>35.2%      | <b>3.04</b> |
| <p>n. I would recommend my child's school to others.</p>  <p><i>* Student Support Domain</i></p>  | 108           | 11<br>10.2%         | 28<br>25.9% | 36<br>33.3% | 33<br>30.6%      | <b>2.84</b> |
|  <p>Note: Each respondents collection of answers for the question set above are averaged and plotted into this graph to show how the scores are distributed across the entire collection of respondents. In this specific set '0 to 10' would relate to 'Strongly Disagree' and '&gt;90 to 100' would relate to 'Strongly Agree'.</p> |               |                     |             |             |                  |             |

| Safeschools Reference Data       |          |         |                |         |          |        |
|----------------------------------|----------|---------|----------------|---------|----------|--------|
|                                  | Academic | Conduct | Drug & Alcohol | Tobacco | Violence | Weapon |
| <b>Out of School Suspensions</b> | 0        | 21      | 3              | 0       | 10       | 1      |
| <b>Expulsions</b>                | 0        | 0       | 0              | 0       | 0        | 0      |
| <b>Truancy Rate</b>              | 6.61%    |         |                |         |          |        |

### Parent/Guardian Detail Report



| Added/Custom Questions  |             |
|---|-------------|
| Question  | Results     |
| <b>Drugs are a serious problem at my child's school.</b>                      |             |
| Uncertain   | 34<br>31.5% |
| Yes   | 9<br>8.3%   |
| No  | 65<br>60.2% |
| <b>Alcohol is a serious problem at my child's school.</b>                     |             |
| Uncertain   | 34<br>31.5% |
| No  | 65<br>60.2% |
| Yes   | 9<br>8.3%   |
| <b>Physical fights and confrontations are a problem in my child's school.</b> |             |
| No  | 54<br>50%   |

|  |              |
|--|--------------|
| Uncertain  | 45<br>41.7%  |
| Yes  | 9<br>8.3%    |
| <b>In the past year, my child has engaged in physical fights:</b>  |              |
| Never  | 103<br>95.4% |
| Once or twice  | 5<br>4.6%    |
| <b>According to the definition of bullying, bullying is a problem at my child's school</b>   |              |
| Uncertain  | 42<br>38.9%  |
| Yes  | 42<br>38.9%  |
| No   | 24<br>22.2%  |
| <b>In the past year, my child has been disciplined for bullying another student in school</b>  |              |
| No   | 106<br>98.1% |
| Yes  | 2<br>1.9%    |
| <b>In the past year, my child has been bullied by another student.</b>   |              |
| No   | 53<br>49.1%  |
| Uncertain  | 18<br>16.7%  |
| Yes  | 37<br>34.3%  |
| <b>Students have the opportunity to help identify needs within our community and to become involved in community improvement projects.</b> |              |
| No   | 29<br>26.9%  |
| Yes  | 31<br>28.7%  |
| Uncertain  | 48<br>44.4%  |
| <b>If I have a concern, I know who I can turn to at the school.</b>  |              |
| Yes  | 75<br>69.4%  |
| No   | 21<br>19.4%  |
| Uncertain  | 12<br>11.1%  |
| <b>Adults at my child's school understand and respect the cultural norms of our community</b>  |              |
| No   | 14<br>13%    |
| Uncertain  | 34<br>31.5%  |
| Yes  | 60<br>55.6%  |
| <b>Students in my child's school are treated equally regardless of their race, ethnicity or culture.</b>                                   |              |
| Uncertain  | 42<br>38.9%  |

|   |              |
|---|--------------|
| Yes   | 51<br>47.2%  |
| No  | 15<br>13.9%  |
| <b>Parents have an opportunity to be part of the decision-making process of the school.</b>         |              |
| No  | 51<br>47.2%  |
| Uncertain   | 22<br>20.4%  |
| Yes   | 35<br>32.4%  |
| <b>Parent involvement is welcomed at my child's school.</b>   |              |
| No  | 25<br>23.1%  |
| Uncertain   | 24<br>22.2%  |
| Yes   | 59<br>54.6%  |
| <b>Please rate the number of unexcused absences that your child has had in the past four weeks:</b> |              |
| 0-3   | 108<br>100%  |
| <b>If my child does not want to go to school, I(we):</b>  |              |
| Allow him/her to stay home  | 3<br>2.8%    |
| Send him/her to school anyway   | 103<br>95.4% |
| Let him/her go in late  | 2<br>1.9%    |