

Huntingdon Area School District Presentation

*PVAAS - Growth
Data for School Year 2014-2015*

Dr. Patricia A. Wargo, Director of Education

District Launchpad

	PSSA, Grade 4	PSSA, Grade 5	PSSA, Grade 6	PSSA, Grade 7	PSSA, Grade 8	Keystone
Math						
Value Added	2015 3Yr A	2015 3Yr A	2015 3Yr A	2015 3Yr A	2015 3Yr A	2015 3Yr A
Diagnostic						Algebra I
Reading/ELA						
Value Added	2015 3Yr A	2015 3Yr A	2015 3Yr A	2015 3Yr A	2015 3Yr A	2015 3Yr A
Diagnostic						Literature
Science						
Value Added	2015 3Yr A				2015 3Yr A	2015 3Yr A
Diagnostic						Biology

Mathematics Performance by Building

Grades 3- 8

	2014	2015
Southside Elementary	71	39
Standing Stone Elem.	66	38
Middle School	71	24

Mathematics Growth by Building, Gr. 4-8

Pennsylvania Value Added Assessment System (PVAAS)

	4	5	6	7	8
2015 Estimated District Growth Measure					
Standing Stone	-6.5	0.4			
Southside	5.2	-4.4			
Middle School			-3.9	-2.0	-1.6

	Significant evidence that the school exceeded the standard for PA Academic Growth
	Moderate evidence that the school exceeded the standard for PA Academic Growth
	Evidence that the school met the standard for PA Academic Growth
	Moderate evidence that the school did not meet the standard for PA Academic Growth
	Significant evidence that the school did not meet the standard for PA Academic Growth

Reading/ELA Performance Grades 3-5

Pennsylvania System of School Assessment (PSSA)

	2014	2015
Standing Stone	59	54
Southside	62	59
Middle School	65	55

Reading/ELA Growth by Building, Gr. 4-8

Pennsylvania Value Added Assessment System (PVAAS)

	4	5	6	7	8
2015 Estimated District Growth Measure					
Standing Stone	-2.1	3.9			
Southside	3.3	2.5			
Middle School			-0.9	0.9	2.1
	Significant evidence that the school exceeded the standard for PA Academic Growth				
	Moderate evidence that the school exceeded the standard for PA Academic Growth				
	Evidence that the school met the standard for PA Academic Growth				
	Moderate evidence that the school did not meet the standard for PA Academic Growth				
	Significant evidence that the school did not meet the standard for PA Academic Growth				

Science Performance






Grades 4 & 8

	2014	2015
Standing Stone	77	65
Southside	73	79
Middle School	62	58

Science Growth by Building, Gr. 4&8

Pennsylvania Value Added Assessment System (PVAAS)

	4	8
2015 Estimated District Growth Measure		
Standing Stone	-3.5	
Southside	2.6	
Middle School		20.6

	Significant evidence that the school exceeded the standard for PA Academic Growth
	Moderate evidence that the school exceeded the standard for PA Academic Growth
	Evidence that the school met the standard for PA Academic Growth
	Moderate evidence that the school did not meet the standard for PA Academic Growth
	Significant evidence that the school did not meet the standard for PA Academic Growth

Keystone Performance

Module 1

Module 2

Class of 2017	Advanced/Proficient	Advanced/Proficient
Algebra	39	40
Biology	54	54
Literature	61	62

District Value Added Summary

Keystones

2014-2015 School Year

	Algebra I	Biology	Literature
Middle School	7.1		
High School	-3.3	11.0	-3.3

Next Steps

- School Improvement Planning
 - Build data teams
 - Continue to plan for transition to Keystone Exams at the HS and PA Core Standards at the Elementary & Middle Level
 - Strong emphasis on PVAAS results-focus on grade levels and subjects where at least one year of growth is not occurring