

LEA Name : Huntingdon Area SD  
Address : 2400 Cassady Ave Ste 2  
Huntingdon , PA 16652

County : Huntingdon  
AUN Number : 111312503  
LEA Type : SD

## Annual Financial Report Accuracy Certification Statement

For Fiscal Year Ending  
6/30/2015


Pennsylvania Department of Education  
&  
Office of Comptroller Operations

PDE-2056 Intermediate Unit  
PDE-2057 School District, AVTS/CTC, Charter School,  
and Special Program Jointure

**CERTIFICATION: By signing this page I agree that the electronic data submitted is a complete and accurate statement of the financial operations and status of the local education agency for the fiscal year. It has been prepared in accordance with generally accepted accounting principles and established Commonwealth of PA reporting guidelines.**

  
\_\_\_\_\_  
Chief School Administrator Signature

10/29/15  
\_\_\_\_\_  
Date

  
\_\_\_\_\_  
Board Secretary Signature

10/28/15  
\_\_\_\_\_  
Date

Faith M Swanson  
\_\_\_\_\_  
Contact Person

(814)641-2120 Ext .  
\_\_\_\_\_  
Contact Person Telephone Number

fswanson@huntsd.org  
\_\_\_\_\_  
Contact Person E-mail Address

(814)643-6244  
\_\_\_\_\_  
Contact Person Fax Number

**Audit Certification**  
**Annual Financial Report:**  
For Fiscal Year Ending **6/30/2015**  
**(Pursuant to PA School Code Section 218(b))**

LEA Name : Huntingdon Area SD  
AUN Number : 111312503  
County : Huntingdon

<b>Audit Certification Due:</b> 12/31/2015
---

This certification is applicable to:

Indicate if the school audit was completed prior to submission of this form

**Orig. Annual Financial Report submitted to**  
**Comptroller Operations:** 10/27/2015  
Date

Yes, audit has been completed

No, audit has not been completed

**Annual Financial Report revisions submitted on:** \_\_\_\_\_  
Date

**Auditing Firm:** Young, Oakes, Brown & Company


**Auditor Contact Name:** John Huber, CPA

**Auditor Phone:** 814-942-6191

**Auditor E-mail:** jhuber@yobco.com


CERTIFICATION By signing this page I agree that the financial statements of the school have been properly audited as noted above pursuant to Article XXIV, and in the auditor's professional opinion, the Annual Financial Report (PDE-2057) submitted on the date referenced is materially consistent with the audited financial statements.

Chief School Administrator

  
Signature

10/29/15  
Date

Board Secretary

  
Signature

10/28/15  
Date

Faith M Swanson

\_\_\_\_\_  
Contact Person

fswanson@huntsd.org

\_\_\_\_\_  
Contact Person E-mail Address

(814)641-2120

Ext : \_\_\_\_\_

\_\_\_\_\_  
Contact Person Telephone Number

(814)643-6244

\_\_\_\_\_  
Contact Person Fax Number

Amounts Expressed in Whole Dollars	<u>General Fund</u> <u>(10)</u>	<u>Public Purpose</u> <u>Trust</u> <u>(27)</u>	<u>Other Compt</u> <u>Approved</u> <u>(28)</u>	<u>Athletic / Activity</u> <u>(29)</u>	<u>Capital Reserve</u> <u>(690, 1850)</u> <u>(31)</u>	<u>Capital Reserve</u> <u>(1431)</u> <u>(32)</u>	<u>Other Capital</u> <u>Projects Fund</u> <u>(39)</u>
<b>Assets And Deferred Outflows Of Resources</b>							
<b>Assets</b>							
0100 Cash and Cash Equivalents	6,842,298					3,239,487	
0110 Investments							
0120 Taxes Receivable	713,913						
0130 Due From Other Funds							
0141 Due From Other Governments	235						
0142 State Revenue Receivable	149,546						
0143 Federal Revenue Receivable	290,548						
0145 Other Intergovernmental Revenue Receivable	413,150						
0146 Due from Primary Government							
0147 Due from Component Unit							
0150 Other Receivables	22,898						
0170 Inventories	20,874						
0180 Prepaid Expenses (Expenditures)							
0190 Other Current Assets							
<b>Total Assets</b>	<b>8,453,462</b>					<b>3,239,487</b>	
0910 Deferred Outflows of Resources							
<b>Total Assets And Deferred Outflows Of Resources</b>	<b>8,453,462</b>					<b>3,239,487</b>	

Amounts Expressed in Whole Dollars	<u>Debt Service</u> <u>(40)</u>	<u>Permanent</u> <u>(90)</u>	<u>Total Governmental</u> <u>Funds</u>
<b>Assets And Deferred Outflows Of Resources</b>			
<b>Assets</b>			
0100 Cash and Cash Equivalents			10,081,785
0110 Investments			
0120 Taxes Receivable			713,913
0130 Due From Other Funds			
0141 Due From Other Governments			235
0142 State Revenue Receivable			149,546
0143 Federal Revenue Receivable			290,548
0145 Other Intergovernmental Revenue Receivable			413,150
0146 Due from Primary Government			
0147 Due from Component Unit			
0150 Other Receivables			22,898
0170 Inventories			20,874
0180 Prepaid Expenses (Expenditures)			
0190 Other Current Assets			
<b>Total Assets</b>			<b>11,692,949</b>
0910 Deferred Outflows of Resources			
<b>Total Assets And Deferred Outflows Of Resources</b>			<b>11,692,949</b>

Amounts Expressed in Whole Dollars	<u>General Fund</u> <u>(10)</u>	<u>Public Purpose</u> <u>Trust</u> <u>(27)</u>	<u>Other Compt</u> <u>Approved</u> <u>(28)</u>	<u>Athletic / Activity</u> <u>(29)</u>	<u>Capital Reserve</u> <u>(690, 1850)</u> <u>(31)</u>	<u>Capital Reserve</u> <u>(1431)</u> <u>(32)</u>	<u>Other Capital</u> <u>Projects Fund</u> <u>(39)</u>
<b>Liabilities And Deferred Inflows Of Resources And Fund Balances</b>							
<b>Liabilities</b>							
0400 Due to Other Funds	7,766						
0411 Due to Other Governments							
0412 Due to Primary Government							
0413 Due to Component Unit							
0420 Accounts Payable	711,773						
0430 Contracts Payable							
0440 Current Portion of Long-Term Debt							
0450 Short-Term Payables							
0461 Accrued Salaries and Benefits	1,143,026						
0462 Payroll Deductions and Withholding	953,283						
0480 Unearned Revenues							
0490 Other Current Liabilities							
<b>Total Liabilities</b>	<b>2,815,848</b>						
0950 Deferred Inflows of Resources	385,626						
<b>Fund Balances</b>							
0810 Nonspendable Fund Balance							
0820 Restricted Fund Balance							
0830 Committed Fund Balance						3,239,487	
0840 Assigned Fund Balance	3,637,629						
0850 Unassigned Fund Balance	1,614,359						
<b>Total Fund Balances</b>	<b>5,251,988</b>					<b>3,239,487</b>	
<b>Total Liabilities, Deferred Inflows Of Resources And Fund Balances</b>	<b>8,453,462</b>					<b>3,239,487</b>	

Amounts Expressed in Whole Dollars	<u>Debt Service</u> <u>(40)</u>	<u>Permanent</u> <u>(90)</u>	<u>Total Governmental</u> <u>Funds</u>
<b>Liabilities And Deferred Inflows Of Resources And Fund Balances</b>			
<b>Liabilities</b>			
0400 Due to Other Funds			7,766
0411 Due to Other Governments			
0412 Due to Primary Government			
0413 Due to Component Unit			
0420 Accounts Payable			711,773
0430 Contracts Payable			
0440 Current Portion of Long-Term Debt			
0450 Short-Term Payables			
0461 Accrued Salaries and Benefits			1,143,026
0462 Payroll Deductions and Withholding			953,283
0480 Unearned Revenues			
0490 Other Current Liabilities			
<b>Total Liabilities</b>			<b>2,815,848</b>
0950 Deferred Inflows of Resources			385,626
<b>Fund Balances</b>			
0810 Nonspendable Fund Balance			
0820 Restricted Fund Balance			
0830 Committed Fund Balance			3,239,487
0840 Assigned Fund Balance			3,637,629
0850 Unassigned Fund Balance			1,614,359
<b>Total Fund Balances</b>			<b>8,491,475</b>
<b>Total Liabilities, Deferred Inflows Of Resources And Fund Balances</b>			<b>11,692,949</b>

Amounts Expressed in Whole Dollars	<u>General Fund</u> <u>(10)</u>	<u>Public Purpose Trust</u> <u>(27)</u>	<u>Other Compt Approved</u> <u>(28)</u>	<u>Athletic / Activity</u> <u>(29)</u>	<u>Capital Reserve (690.</u> <u>1850.</u> <u>(31)</u>
<b>Revenues</b>					
6000 Revenue from Local Sources	11,790,036				
7000 Revenue from State Sources	13,606,743				
8000 Revenue from Federal Sources	654,024				
<b>Total Revenues</b>	<b>26,050,803</b>				
<b>Expenditures</b>					
1000 Instruction	14,099,138				
2000 Support Services	8,417,394				
3000 Operation of Non-Instructional Services	485,651				
4000 Facilities Acquisition, Construction and Improvement Services					
5110 Debt Service	2,055,138				
5130 Refund of Prior Year Revenues / Receipts	35,666				
5140 Short-Term Borrowing – Interest and Costs					
<b>Total Expenditures</b>	<b>25,092,987</b>				
<b>Excess (Deficiency) Of Revenues Over Expenditures</b>	<b>957,816</b>				
<b>Other Financing Sources (Uses)</b>					
9110 Face Value of Bonds Issued					
9120 Proceeds from Refunding of Bonds					
9130 Bond Premiums					
9200 Proceeds from Extended-Term Financing					
9300 Interfund Transfers - IN					
9400 Sale of or Compensation for Loss of Fixed Assets					
9710 Transfers from Component Units					
9720 Transfers from Primary Governments					
9910 Other Financing Sources Not Listed in the 9000 Series					
9990 Insurance Recoveries					
5120 Debt Service – Refunded Bonds					
5150 Bond Discounts					
5200 Interfund Transfers – Out	450,833				
5300 Transfers Out to Component Units/Primary Governments					
<b>Total Other Financing Sources (Uses)</b>	<b>(450,833)</b>				

Amounts Expressed in Whole Dollars	<u>Capital Reserve (1431)</u> <u>(32)</u>	<u>Other Capital Projects</u> <u>Fund</u> <u>(39)</u>	<u>Debt Service</u> <u>(40)</u>	<u>Permanent</u> <u>(90)</u>	<u>Total Governmental</u> <u>Funds</u>
<b>Revenues</b>					
6000 Revenue from Local Sources	552	68			11,790,656
7000 Revenue from State Sources					13,606,743
8000 Revenue from Federal Sources					654,024
<b>Total Revenues</b>	<b>552</b>	<b>68</b>			<b>26,051,423</b>
<b>Expenditures</b>					
1000 Instruction					14,099,138
2000 Support Services	50,003				8,467,397
3000 Operation of Non-Instructional Services					485,651
4000 Facilities Acquisition, Construction and Improvement Services		304,998			304,998
5110 Debt Service					2,055,138
5130 Refund of Prior Year Revenues / Receipts					35,666
5140 Short-Term Borrowing – Interest and Costs					
<b>Total Expenditures</b>	<b>50,003</b>	<b>304,998</b>			<b>25,447,988</b>
<b>Excess (Deficiency) Of Revenues Over Expenditures</b>	<b>(49,451)</b>	<b>(304,930)</b>			<b>603,435</b>
<b>Other Financing Sources (Uses)</b>					
9110 Face Value of Bonds Issued					
9120 Proceeds from Refunding of Bonds					
9130 Bond Premiums					
9200 Proceeds from Extended-Term Financing					
9300 Interfund Transfers - IN	300,833				300,833
9400 Sale of or Compensation for Loss of Fixed Assets					
9710 Transfers from Component Units					
9720 Transfers from Primary Governments					
9910 Other Financing Sources Not Listed in the 9000 Series					
9990 Insurance Recoveries					
5120 Debt Service – Refunded Bonds					
5150 Bond Discounts					
5200 Interfund Transfers – Out					450,833
5300 Transfers Out to Component Units/Primary Governments					
<b>Total Other Financing Sources (Uses)</b>	<b>300,833</b>				<b>(150,000)</b>



Amounts Expressed in Whole Dollars	<u>General Fund</u> <u>(10)</u>	<u>Public Purpose Trust</u> <u>(27)</u>	<u>Other Compt Approved</u> <u>(28)</u>	<u>Athletic / Activity</u> <u>(29)</u>	<u>Capital Reserve</u> <u>(690.</u> <u>1850)</u> <u>(31)</u>
<b>Special And Extraordinary Items</b>					
9920 Special Items – Gains					
9930 Extraordinary Items – Gains					
5520 Special Items – Losses					
5530 Extraordinary Items – Losses					
<b>Net Change In Fund Balances</b>	<b>506,983</b>				
<b>Fund Balance</b>					
0001 Fund Balance - Beginning of Fiscal Year	4,745,005				
<b>Fund Balance - End Of Year</b>	<b>5,251,988</b>				

Amounts Expressed in Whole Dollars	<u>Capital Reserve (1431)</u> <u>(32)</u>	<u>Other Capital Projects</u> <u>Fund</u> <u>(39)</u>	<u>Debt Service</u> <u>(40)</u>	<u>Permanent</u> <u>(90)</u>	<u>Total Governmental</u> <u>Funds</u>
<b>Special And Extraordinary Items</b>					
9920 Special Items – Gains					
9930 Extraordinary Items – Gains					
5520 Special Items – Losses					
5530 Extraordinary Items – Losses					
<b>Net Change In Fund Balances</b>	<b>251,382</b>	<b>(304,930)</b>			<b>453,435</b>
<b>Fund Balance</b>					
0001 Fund Balance - Beginning of Fiscal Year	2,988,105	304,930			8,038,040
<b>Fund Balance - End Of Year</b>	<b>3,239,487</b>				<b>8,491,475</b>

Amounts Expressed in Whole Dollars	<u>Food Service</u> <u>(51)</u>	<u>Child Care</u> <u>Operations</u> <u>(52)</u>	<u>Other Enterprise</u> <u>Funds</u> <u>(58)</u>	<u>TOTAL</u>	<u>Internal Service</u> <u>(60)</u>
<b>Assets And Deferred Outflows Of Resources</b>					
<b>Current Assets</b>					
0100 Cash and Cash Equivalents	320,752			320,752	
0110 Investments					
0130 Due From Other Funds	7,766			7,766	
0141 Due From Other Governments	120,821			120,821	
0142 State Revenue Receivable					
0143 Federal Revenue Receivable					
0146 Due from Primary Government					
0147 Due from Component Unit					
0150 Other Receivables					
0170 Inventories	53,696			53,696	
0180 Prepaid Expenses (Expenditures)					
0190 Other Current Assets					
<b>Total Current Assets</b>	<b>503,035</b>			<b>503,035</b>	
<b>Noncurrent Assets</b>					
0211 Land					
0212 Site Improvements (Net)					
0220 Buildings and Building Improvements (Net)					
0230 Machinery, Equipment and Furniture (Net)	30,837			30,837	
0250 Construction in Progress					
0260 Long Term Prepayments					
0290 Other Noncurrent Assets					
<b>Total Noncurrent Assets</b>	<b>30,837</b>			<b>30,837</b>	
0910 Deferred Outflows of Resources					
<b>Total Assets And Deferred Outflows Of Resources</b>	<b>533,872</b>			<b>533,872</b>	

LEA : 111312503    Huntingdon Area SD

Printed 10/27/2015 4:11:49 PM

Page - 2 of 2

Amounts Expressed in Whole Dollars	<u>Food Service</u> (51)	<u>Child Care</u> <u>Operations</u> (52)	<u>Other Enterprise</u> <u>Funds</u> (58)	<u>TOTAL</u>	<u>Internal Service</u> (60)
<b>Liabilities And Deferred Inflows Of Resources And Net Position</b>					
<b>Current Liabilities</b>					
0400 Due to Other Funds					
0411 Due to Other Governments					
0413 Due to Component Unit					
0420 Accounts Payable	2,615			2,615	
0430 Contracts Payable					
0440 Current Portion of Long-Term Debt	143,167			143,167	
0450 Short-Term Payables					
0461 Accrued Salaries and Benefits	51,062			51,062	
0462 Payroll Deductions and Withholding					
0480 Unearned Revenues	11,176			11,176	
0490 Other Current Liabilities					
<b>Total Current Liabilities</b>	<b>208,020</b>			<b>208,020</b>	
<b>Noncurrent Liabilities</b>					
0510 Bonds Payable					
0520 Extended-Term Financing Agreements Payable					
0530 Lease-Purchase Obligations					
0540 Accumulated Compensated Absences	14,090			14,090	
0550 Authority Lease Obligations					
0599 Other Long-Term Liabilities					
<b>Total Noncurrent Liabilities</b>	<b>14,090</b>			<b>14,090</b>	
<b>Total Liabilities</b>	<b>222,110</b>			<b>222,110</b>	
0950 Deferred Inflows of Resources					
<b>Net Position</b>					
0791 Invested in Capital Assets, Net of Related Debt	30,837			30,837	
0008 Restricted Net Position (0792 – 0798)					
0799 Unrestricted Net Position	280,925			280,925	
<b>Total Net Position</b>	<b>311,762</b>			<b>311,762</b>	
<b>Total Liabilities And Deferred Inflows Of Resources And Net Position</b>	<b>533,872</b>			<b>533,872</b>	

Amounts Expressed in Whole Dollars	<u>Food Service</u> <u>(51)</u>	<u>Child Care Operations</u> <u>(52)</u>	<u>Other Enterprise Funds</u> <u>(58)</u>	<u>TOTAL</u>	<u>Internal Service</u> <u>(60)</u>
<b>Operating Revenues</b>					
6600 Food Service Revenue	280,282			280,282	
0071 Charges for Services					
0072 Other Operating Revenue					
<b>Total Operating Revenues</b>	<b>280,282</b>			<b>280,282</b>	
<b>Operating Expenses</b>					
100 Personnel Services – Salaries	357,503			357,503	
200 Personnel Services – Employee Benefits	270,221			270,221	
300 Purchased Professional and Technical Services	3,326			3,326	
400 Purchased Property Services	5,407			5,407	
500 Other Purchased Services	252			252	
600 Supplies	379,285			379,285	
740 Depreciation	7,811			7,811	
810 Dues and Fees	436			436	
890 Miscellaneous Expenditures					
<b>Total Operating Expenses</b>	<b>1,024,241</b>			<b>1,024,241</b>	
<b>Operating Income (Loss)</b>	<b>(743,959)</b>			<b>(743,959)</b>	
<b>Non Operating Revenues (Expenses)</b>					
6500 Earnings on Investments					
6920 Contributions and Donations from Private Sources					
6930 Gains or Losses on Sale of Fixed Assets					
6991 Refunds of a Prior Year Expenditure					
7000 Revenue from State Sources	95,903			95,903	
8000 Revenue from Federal Sources	542,439			542,439	
820 Claims and Judgments Against the LEA					
830 Interest					
<b>TOTAL Non Operating Revenues (Expenses)</b>	<b>638,342</b>			<b>638,342</b>	
<b>Income (Loss) Before Contributions And Transfers</b>	<b>(105,617)</b>			<b>(105,617)</b>	

Amounts Expressed in Whole Dollars	<u>Food Service</u> <u>(51)</u>	<u>Child Care Operations</u> <u>(52)</u>	<u>Other Enterprise Funds</u> <u>(58)</u>	<u>TOTAL</u>	<u>Internal Service</u> <u>(60)</u>
<b>Contributions And Transfers</b>					
5200 Interfund Transfers – Out					
5300 Transfers Out to Component Units/Primary Governments					
9300 Interfund Transfers - IN	150,000			150,000	
9500 Capital Contributions					
9700 Transfers IN From Component Units/Primary Governments					
<b>Change In Net Position</b>	<b>44,383</b>			<b>44,383</b>	
0002 Net Position - Beginning of Fiscal Year	267,379			267,379	
0003 Accounting Changes / Residual Equity Transfers					
<b>Net Position - End Of Year</b>	<b>311,762</b>			<b>311,762</b>	

Amounts Expressed in Whole Dollars	<u>Food Service</u> <u>(51)</u>	<u>Child Care Operations</u> <u>(52)</u>	<u>Other Enterprise Funds</u> <u>(58)</u>	<u>TOTAL</u>	<u>Internal Service(60)</u>
<b>Cash Flows From Operating Activities</b>					
0011 Cash Received From Users	277,332			277,332	
0012 Cash Received From Assessments Made to Other Funds					
0013 Cash Received From Earnings on Investments					
0014 Cash Received From Other Operating Revenue					
0015 Cash Payments to Employees For Services	632,284			632,284	
0016 Cash Payments For Insurance Claims					
0017 Cash Payments to Suppliers For Goods and Services	381,811			381,811	
0018 Cash Payments For Other Operating Expenses	9,421			9,421	
<b>Net Cash Provided By (Used For) Operating Activities</b>	<b>(746,184)</b>			<b>(746,184)</b>	
<b>Cash Flows From Non-Capital Financing Activities</b>					
0021 Local Sources - 6000					
0022 State Sources - 7000	93,836			93,836	
0023 Federal Sources -8000	505,266			505,266	
0024 Notes and Loans Received (Repaid)					
0025 Interest Paid on Notes/Loans - 5100-830					
0026 Operating Transfers In (Out)/Residual Equity Trans					
0027 Operating Transfers In (Out) Primary Government / Comp Unit	150,000			150,000	
0028 Refund of Prior Year Expenditures - 6991					
<b>Net Cash Prov By (Used for) Non-Capital Financing Activities</b>	<b>749,102</b>			<b>749,102</b>	
<b>Cash Flows From Capital and Related Financing Activities</b>					
0031 Fac Acq, Const, and Imp - 4000	(26,695)			(26,695)	
0032 Gain / (Loss) on Sale of Fixed Assets - 6930					
0033 Proceeds From Extended Term Financing - 9200					
0034 Principal Paid on Financing Agreements					
0035 Interest Paid on Financing Agreements - 5100-830					
0036 (Inc) Dec in Contributed Capital					
<b>Net Cash Prov By (Used for) Capital and Related Financing Activities</b>	<b>(26,695)</b>			<b>(26,695)</b>	
<b>Cash Flows From Investing Activities</b>					
0041 Earnings on Investments - 6500					
0042 Purchase of Inv Securities / Deposits to Inv Pools					
0043 Withdrawals from Investment Pools					
0044 Proceeds from Sale and Maturity of Inv Securities					
0045 Loans Received (Paid)					
<b>Net Cash Prov By (Used for) Investing Activities</b>					

	<u>Food Service</u> <u>(51)</u>	<u>Child Care Operations</u> <u>(52)</u>	<u>Other Enterprise Funds</u> <u>(58)</u>	<u>TOTAL</u>	<u>Internal Service</u> <u>(60)</u>
<b>Net Increase (Decrease) in Cash Flows</b>	<b>(23,777)</b>			<b>(23,777)</b>	
0004 Cash and Cash Equivalents Beginning of Year	344,529			344,529	
<b>Cash and Cash Equivalents at Year End</b>	<b>320,752</b>			<b>320,752</b>	
<hr/>					
0005 Operating Income (Loss) per REP	(743,959)			(743,959)	
<b>Adjustments</b>					
0051 Depreciation and Net Amortization	7,811			7,811	
0052 Provision for Uncollectible Accounts					
0053 Other Adjustments					
0054 (Inc) Dec In Accounts Receivable (0120-0150)	(2,241)			(2,241)	
0055 Advances to Other Funds (0160)					
0056 (Inc) Dec in Inventories (0170)	(6,881)			(6,881)	
0057 (Inc) Dec in Prepaid Expenses (0180)					
0058 (Inc) Dec in Other Current or Noncurrent Assets					
0059 Inc (Dec) in Accounts Payable (0400-0450)	2,526			2,526	
0060 Inc (Dec) in Accrued Salaries/Benefits (0461)	6,655			6,655	
0061 Inc (Dec) in Payroll Deductions/Withholding (0462)					
0062 Inc (Dec) in Unearned Revenue (0480)	2,950			2,950	
0063 Inc (Dec) in Other Current or Noncurrent Liabilities	(13,045)			(13,045)	
<b>Total Adjustments</b>	<b>(2,225)</b>			<b>(2,225)</b>	
<b>Cash Provided By (Used for) Total</b>	<b>(746,184)</b>			<b>(746,184)</b>	



**COMBINED STATEMENT OF CASH FLOWS  
SCHEDULE OF NONCASH INVESTING, CAPITAL, AND FINANCING ACTIVITIES**

Explanation of Transaction and Balance Sheet Effect	Amount
<b>Total</b>	

LEA : 111312503    Huntingdon Area SD

Printed 10/27/2015 4:11:53 PM

Amounts Expressed in Whole Dollars

Private Purpose Trust  
(71)

Investment Trust  
(72)

Pension Trust  
(73)

Activity  
(81)

Other Agency  
(89)

**Assets And Deferred Outflows Of Resources**

**Assets**

0100 Cash and Cash Equivalents				35,094	
0110 Investments				15,097	
0130 Due From Other Funds					
0147 Due from Component Unit					
0150 Other Receivables					
0170 Inventories					
0180 Prepaid Expenses (Expenditures)					
0190 Other Current Assets					
0220 Buildings and Building Improvements (Net)					
0230 Machinery, Equipment and Furniture (Net)					

**Total Assets** **50,191**

0910 Deferred Outflows of Resources

**Total Assets And Deferred Outflows Of Resources** **50,191**



LEA : 111312503    Huntingdon Area SD

Printed 10/27/2015 4:11:53 PM

Amounts Expressed in Whole Dollars	<u>Private Purpose Trust</u> (71)	<u>Investment Trust</u> (72)	<u>Pension Trust</u> (73)	<u>Activity</u> (81)	<u>Other Agency</u> (89)
<b>Liabilities, Deferred Inflows Of Resources And Net Position</b>					
<b>Liabilities</b>					
0400 Due to Other Funds					
0411 Due to Other Governments					
0412 Due to Primary Government					
0413 Due to Component Unit					
0420 Accounts Payable					
0430 Contracts Payable					
0450 Short-Term Payables					
0461 Accrued Salaries and Benefits					
0462 Payroll Deductions and Withholding					
0480 Unearned Revenues					
0490 Other Current Liabilities				50,191	
<b>Total Liabilities</b>				<b>50,191</b>	
0950 Deferred Inflows of Resources					
<b>Net Position</b>					
0791 Invested in Capital Assets, Net of Related Debt					
0009 Restricted Net Position (0792 – 0798)					
0799 Unrestricted Net Position					
<b>Total Net Position</b>				<b>50,191</b>	
<b>Total Liabilities, Deferred Inflows Of Resources And Net Position</b>				<b>50,191</b>	

LEA : 111312503    Huntingdon Area SD

Printed 10/27/2015 4:11:53 PM

Amounts Expressed in Whole Dollars	<u>Discrete Component</u> <u>Units</u> <u>(98)</u>	<u>Discrete Component</u> <u>Units</u> <u>(99)</u>	<u>Total Fiduciary Funds</u>
<b>Liabilities, Deferred Inflows Of Resources And Net Position</b>			
<b>Liabilities</b>			
0400 Due to Other Funds			
0411 Due to Other Governments			
0412 Due to Primary Government			
0413 Due to Component Unit			
0420 Accounts Payable			
0430 Contracts Payable			
0450 Short-Term Payables			
0461 Accrued Salaries and Benefits			
0462 Payroll Deductions and Withholding			
0480 Unearned Revenues			
0490 Other Current Liabilities			50,191
<b>Total Liabilities</b>			<b>50,191</b>
0950 Deferred Inflows of Resources			
<b>Net Position</b>			
0791 Invested in Capital Assets, Net of Related Debt			
0009 Restricted Net Position (0792 – 0798)			
0799 Unrestricted Net Position			
<b>Total Net Position</b>			
<b>Total Liabilities, Deferred Inflows Of Resources And Net Position</b>			<b>50,191</b>

	<u>Revenue Reported In Current Year</u>	<u>Current Year Tax Accrual</u>	<u>Prior Year Tax Accrual</u>	<u>Taxes Collected In Current Year</u>
<b><u>Revenue from Local Sources</u></b>				
6111 Current Real Estate Taxes	\$7,241,736.01			\$7,241,736.01
6113 Public Utility Realty Taxes	\$13,704.95			\$13,704.95
6114 Payments in Lieu of Current Taxes - State / Local	\$56,817.07			\$56,817.07
6120 Current Per Capita Taxes, Section 679	\$38,416.75			\$38,416.75
6131 Current Act 1 Earned Income Taxes	\$1,262,438.54			\$1,262,438.54
6141 Current Act 511 Per Capita Taxes	\$43,147.18	\$165.45	\$93.24	\$43,074.97
6143 Current Act 511 Local Services Taxes	\$54,295.75	\$445.41	\$670.81	\$54,521.15
6151 Current Act 511 Earned Income Taxes	\$1,265,244.55	\$25,763.06	\$134,283.68	\$1,373,765.17
6153 Current Act 511 Real Estate Transfer Taxes	\$342,988.00	\$13,709.37	\$11,531.69	\$340,810.32
6411 Delinquent Real Estate Taxes	\$812,254.41	\$288,566.24	\$285,966.10	\$809,654.27
6420 Delinquent Per Capita Taxes, Section 679	\$6,021.41			\$6,021.41
6440 Delinquent Local Enabling Taxes - Flat Rate Assessments	\$6,482.95			\$6,482.95
6500 Earnings on Investments	\$5,501.56			
6700 Revenues from LEA Activities	\$69,308.83			
6832 Federal IDEA Revenue Received as Pass Through	\$364,021.31			
6836 Federal ARRA Race to the Top Revenue Received as Pass Through	\$26,285.00			
6910 Rentals	\$8,700.00			
6920 Contributions and Donations from Private Sources	\$10,200.00			
6941 Regular Day School Tuition	\$9,040.00			
6942 Summer School Tuition	\$2,460.00			
6944 Receipts from Other LEAs in Pennsylvania - Education	\$5,714.86			
6991 Refunds of a Prior Year Expenditure	\$133,259.80			
6999 Other Revenues Not Specified Above	\$11,997.51			
<b>TOTAL Revenue from Local Sources</b>	<b>\$11,790,036.44</b>	<b>\$328,649.53</b>	<b>\$432,545.52</b>	<b>\$11,247,443.56</b>

**Revenue Reported  
In Current Year**

**Revenue from State Sources**

7110 Basic Education Funding	\$7,609,078.13		
7160 Tuition for Orphans Subsidy	\$44,603.79		
7220 Vocational Education	\$78.55		
7271 Special Education funds for School-Aged Pupils	\$1,398,187.80		
7310 Transportation (Pupil and Nonpublic/CS)	\$1,422,765.06		
7320 Rental and Sinking Fund Payments / Building Reimbursement Subsidy	\$594,436.12		
7330 Health Services (Medical, Dental, Nurse, Act 25)	\$37,448.26		
7340 State Property Tax Reduction Allocation	\$670,537.67		
7505 Ready to Learn Block Grant	\$264,470.00		
7599 Other State Revenue Not Listed Elsewhere in the 7000 Series	\$727.03		
7810 State Share of Social Security and Medicare Taxes	\$420,096.87		
7820 State Share of Retirement Contributions	\$1,144,313.54		
<b>TOTAL Revenue from State Sources</b>	<b>\$13,606,742.82</b>		

	<b>Revenue Reported In Current Year</b>			
<b>Revenue from Federal Sources</b>				
8514 NCLB, Title I - Improving the Academic Achievement of the Disadvantaged	\$408,975.57			
8515 NCLB, Title II - Preparing, Training and Recruiting High Quality Teachers and Principals	\$122,534.33			
8810 School-Based Access Medicaid Reimbursement Program (SBAP) Reimbursements (Access)	\$117,371.00			
8820 Medical Assistance Reimbursement for Administrative Claiming (Quarterly) Program	\$5,143.11			
<b>TOTAL Revenue from Federal Sources</b>	<b>\$654,024.01</b>			
<b>TOTAL FROM ALL SOURCES</b>	<b>\$26,050,803.27</b>	<b>\$328,649.53</b>	<b>\$432,545.52</b>	<b>\$11,247,443.56</b>



Revenue from Local Sources	\$11,790,036.44
Revenue from State Sources	\$13,606,742.82
Revenue from Federal Sources	\$654,024.01
Other Financing Sources	
<b>TOTAL FROM ALL SOURCES</b>	<b>\$26,050,803.27</b>

**General Fund (10)**

	<u>Total</u>
<b>1000 Instruction</b>	
<b>100 Personnel Services - Salaries</b>	
100 Personnel Services - Salaries	\$7,307,797.74
<b>Total Personnel Services - Salaries</b>	<b>\$7,307,797.74</b>
<b>200 Personnel Services - Employee Benefits</b>	
210 Group Insurance - Contracted Provider	\$1,726,015.74
220 Social Security Contributions	\$549,247.14
230 Retirement Contributions	\$1,558,533.36
250 Unemployment Compensation	\$7,586.33
260 Workers' Compensation	\$68,963.44
290 Other Current Employee Benefits	\$42,595.00
<b>Total Personnel Services - Employee Benefits</b>	<b>\$3,952,941.01</b>
<b>300 Purchased Professional and Technical Services</b>	
322 Professional Educational Services - Ius	\$130,918.43
323 Professional Educational Services - Other Educational Agencies	\$240,353.70
<b>Total Purchased Professional and Technical Services</b>	<b>\$371,272.13</b>
<b>400 Purchased Property Services</b>	
430 Repairs and Maintenance Services	\$1,641.47
440 Rentals	\$77,456.96
<b>Total Purchased Property Services</b>	<b>\$79,098.43</b>
<b>500 Other Purchased Services</b>	
510 Student Transportation Services	\$26,026.28
530 Communications	\$34.82
561 Tuition To Other School Districts Within the State	\$65,648.13
562 Tuition To Pennsylvania Charter Schools	\$1,173,060.14
564 Tuition To Career and Technology Centers	\$646,380.00
566 Tuition To Institutions of Higher Education and Technical Institutes	\$729.00
567 Tuition To Approved Private Schools (APS) and PA Chartered Schools for the Deaf and Blind	\$115,651.22
568 Tuition To Private Residential Rehabilitative Institutions (PRRI) [In-State] and Detention Centers	\$26,970.71
569 Tuition - Other	\$768.75
580 Travel	\$4,074.74
597 Direct Payments To Intermediate Units for Institutionalized Childrens' Program	\$26,974.59
<b>Total Other Purchased Services</b>	<b>\$2,086,318.38</b>
<b>600 Supplies</b>	
610 General Supplies	\$210,881.04
620 Energy	\$248.19
640 Books and Periodicals	\$14,275.20
<b>Total Supplies</b>	<b>\$225,404.43</b>
<b>700 Property</b>	
750 Equipment - Original and Additional	\$64,500.00
760 Equipment - Replacement	\$1,670.00
<b>Total Property</b>	<b>\$66,170.00</b>

LEA : 111312503    Huntingdon Area SD

Printed 10/27/2015 4:11:58 PM

**General Fund (10)**

<b>1000 Instruction</b>	<b><u>Total</u></b>
<b>800 <u>Other Objects</u></b>	
810 Dues and Fees	\$10,135.76
<b>Total Other Objects</b>	<b>\$10,135.76</b>
<b>Total 1000 Instruction</b>	<b>\$14,099,137.88</b>

**General Fund (10)**

**1100 Regular Programs - Elementary / Secondary**

	<u>Elementary</u>	<u>Secondary</u>	<u>Federal</u>	<u>Total</u>
<b>100 Personnel Services - Salaries</b>				
100 Personnel Services - Salaries	\$2,169,658.71	\$2,644,701.45	\$354,010.20	\$5,168,370.36
<b>Total Personnel Services - Salaries</b>	<b>\$2,169,658.71</b>	<b>\$2,644,701.45</b>	<b>\$354,010.20</b>	<b>\$5,168,370.36</b>
<b>200 Personnel Services - Employee Benefits</b>				
210 Group Insurance - Contracted Provider	\$494,742.49	\$544,988.28	\$63,268.58	\$1,102,999.35
220 Social Security Contributions	\$163,396.09	\$198,256.35	\$26,789.17	\$388,441.61
230 Retirement Contributions	\$461,115.21	\$564,701.33	\$75,758.29	\$1,101,574.83
250 Unemployment Compensation	\$1,912.93	\$2,260.93	\$661.11	\$4,834.97
260 Workers' Compensation	\$20,411.84	\$24,776.44	\$3,540.20	\$48,728.48
290 Other Current Employee Benefits	\$28,995.00			\$28,995.00
<b>Total Personnel Services - Employee Benefits</b>	<b>\$1,170,573.56</b>	<b>\$1,334,983.33</b>	<b>\$170,017.35</b>	<b>\$2,675,574.24</b>
<b>400 Purchased Property Services</b>				
430 Repairs and Maintenance Services	\$75.00	\$1,445.97		\$1,520.97
440 Rentals	\$28,488.94	\$48,968.02		\$77,456.96
<b>Total Purchased Property Services</b>	<b>\$28,563.94</b>	<b>\$50,413.99</b>		<b>\$78,977.93</b>
<b>500 Other Purchased Services</b>				
510 Student Transportation Services	\$4,085.94	\$14,257.63		\$18,343.57
530 Communications		\$34.82		\$34.82
561 Tuition To Other School Districts Within the State		\$3,200.00		\$3,200.00
562 Tuition To Pennsylvania Charter Schools	\$258,803.63	\$413,900.05		\$672,703.68
568 Tuition To Private Residential Rehabilitative Institutions (PRRI) [In-State] and Detention Centers	\$1,080.00	\$960.00		\$2,040.00
569 Tuition - Other		\$768.75		\$768.75
580 Travel	\$230.88	\$278.34		\$509.22
597 Direct Payments To Intermediate Units for Institutionalized Childrens' Program		\$18,676.97		\$18,676.97
<b>Total Other Purchased Services</b>	<b>\$264,200.45</b>	<b>\$452,076.56</b>		<b>\$716,277.01</b>
<b>600 Supplies</b>				
610 General Supplies	\$71,293.35	\$108,798.70	\$2,439.28	\$182,531.33
640 Books and Periodicals		\$14,275.20		\$14,275.20
<b>Total Supplies</b>	<b>\$71,293.35</b>	<b>\$123,073.90</b>	<b>\$2,439.28</b>	<b>\$196,806.53</b>
<b>700 Property</b>				
750 Equipment - Original and Additional		\$4,500.00	\$60,000.00	\$64,500.00
760 Equipment - Replacement		\$1,670.00		\$1,670.00
<b>Total Property</b>		<b>\$6,170.00</b>	<b>\$60,000.00</b>	<b>\$66,170.00</b>
<b>800 Other Objects</b>				
810 Dues and Fees	\$426.00	\$8,953.76		\$9,379.76
<b>Total Other Objects</b>	<b>\$426.00</b>	<b>\$8,953.76</b>		<b>\$9,379.76</b>
<b>Total 1100 Regular Programs - Elementary / Secondary</b>	<b>\$3,704,716.01</b>	<b>\$4,620,372.99</b>	<b>\$586,466.83</b>	<b>\$8,911,555.83</b>

LEA : 111312503    Huntingdon Area SD

Printed 10/27/2015 4:11:58 PM

**General Fund (10)**

**1110 Regular Programs**

	<u>Elementary</u>	<u>Secondary</u>	<u>Federal</u>	<u>Total</u>
<b>100 Personnel Services - Salaries</b>				
100 Personnel Services - Salaries	\$2,169,658.71	\$2,644,701.45	\$92,142.98	\$4,906,503.14
<b>Total Personnel Services - Salaries</b>	<b>\$2,169,658.71</b>	<b>\$2,644,701.45</b>	<b>\$92,142.98</b>	<b>\$4,906,503.14</b>
<b>200 Personnel Services - Employee Benefits</b>				
210 Group Insurance - Contracted Provider	\$494,742.49	\$544,988.28	\$19,699.56	\$1,059,430.33
220 Social Security Contributions	\$163,396.09	\$198,256.35	\$6,837.17	\$368,489.61
230 Retirement Contributions	\$461,115.21	\$564,701.33	\$19,718.66	\$1,045,535.20
250 Unemployment Compensation	\$1,912.93	\$2,260.93	\$175.23	\$4,349.09
260 Workers' Compensation	\$20,411.84	\$24,776.44	\$921.54	\$46,109.82
290 Other Current Employee Benefits	\$28,995.00			\$28,995.00
<b>Total Personnel Services - Employee Benefits</b>	<b>\$1,170,573.56</b>	<b>\$1,334,983.33</b>	<b>\$47,352.16</b>	<b>\$2,552,909.05</b>
<b>400 Purchased Property Services</b>				
430 Repairs and Maintenance Services	\$75.00	\$1,445.97		\$1,520.97
440 Rentals	\$28,488.94	\$48,968.02		\$77,456.96
<b>Total Purchased Property Services</b>	<b>\$28,563.94</b>	<b>\$50,413.99</b>		<b>\$78,977.93</b>
<b>500 Other Purchased Services</b>				
510 Student Transportation Services	\$4,085.94	\$14,257.63		\$18,343.57
530 Communications		\$34.82		\$34.82
561 Tuition To Other School Districts Within the State		\$3,200.00		\$3,200.00
562 Tuition To Pennsylvania Charter Schools	\$258,803.63	\$413,900.05		\$672,703.68
568 Tuition To Private Residential Rehabilitative Institutions (PRRI) [In-State] and Detention Centers	\$1,080.00	\$960.00		\$2,040.00
569 Tuition - Other		\$768.75		\$768.75
580 Travel	\$230.88	\$278.34		\$509.22
597 Direct Payments To Intermediate Units for Institutionalized Childrens' Program		\$18,676.97		\$18,676.97
<b>Total Other Purchased Services</b>	<b>\$264,200.45</b>	<b>\$452,076.56</b>		<b>\$716,277.01</b>
<b>600 Supplies</b>				
610 General Supplies	\$71,293.35	\$108,798.70		\$180,092.05
640 Books and Periodicals		\$14,275.20		\$14,275.20
<b>Total Supplies</b>	<b>\$71,293.35</b>	<b>\$123,073.90</b>		<b>\$194,367.25</b>
<b>700 Property</b>				
750 Equipment - Original and Additional		\$4,500.00		\$4,500.00
760 Equipment - Replacement		\$1,670.00		\$1,670.00
<b>Total Property</b>		<b>\$6,170.00</b>		<b>\$6,170.00</b>
<b>800 Other Objects</b>				
810 Dues and Fees	\$426.00	\$8,953.76		\$9,379.76
<b>Total Other Objects</b>	<b>\$426.00</b>	<b>\$8,953.76</b>		<b>\$9,379.76</b>
<b>Total 1110 Regular Programs</b>	<b>\$3,704,716.01</b>	<b>\$4,620,372.99</b>	<b>\$139,495.14</b>	<b>\$8,464,584.14</b>

**General Fund (10)**

**1190 Federally-Funded Regular Programs**

	<u>Elementary</u>	<u>Secondary</u>	<u>Federal</u>	<u>Total</u>
<b>100 Personnel Services - Salaries</b>				
100 Personnel Services - Salaries			\$261,867.22	\$261,867.22
<b>Total Personnel Services - Salaries</b>			<b>\$261,867.22</b>	<b>\$261,867.22</b>
<b>200 Personnel Services - Employee Benefits</b>				
210 Group Insurance - Contracted Provider			\$43,569.02	\$43,569.02
220 Social Security Contributions			\$19,952.00	\$19,952.00
230 Retirement Contributions			\$56,039.63	\$56,039.63
250 Unemployment Compensation			\$485.88	\$485.88
260 Workers' Compensation			\$2,618.66	\$2,618.66
<b>Total Personnel Services - Employee Benefits</b>			<b>\$122,665.19</b>	<b>\$122,665.19</b>
<b>600 Supplies</b>				
610 General Supplies			\$2,439.28	\$2,439.28
<b>Total Supplies</b>			<b>\$2,439.28</b>	<b>\$2,439.28</b>
<b>700 Property</b>				
750 Equipment - Original and Additional			\$60,000.00	\$60,000.00
<b>Total Property</b>			<b>\$60,000.00</b>	<b>\$60,000.00</b>
<b>Total 1190 Federally-Funded Regular Programs</b>			<b>\$446,971.69</b>	<b>\$446,971.69</b>

LEA : 111312503    Huntingdon Area SD

Printed 10/27/2015 4:11:58 PM

**General Fund (10)**

<b>1200 Special Programs - Elementary / Secondary</b>	<u>Elementary</u>	<u>Secondary</u>	<u>Federal</u>	<u>Total</u>
<b>100 Personnel Services - Salaries</b>				
100 Personnel Services - Salaries	\$1,019,560.02	\$865,083.07		\$1,884,643.09
<b>Total Personnel Services - Salaries</b>	<b>\$1,019,560.02</b>	<b>\$865,083.07</b>		<b>\$1,884,643.09</b>
<b>200 Personnel Services - Employee Benefits</b>				
210 Group Insurance - Contracted Provider	\$303,916.92	\$255,092.64		\$559,009.56
220 Social Security Contributions	\$76,566.73	\$65,197.94		\$141,764.67
230 Retirement Contributions	\$217,635.73	\$185,045.56		\$402,681.29
250 Unemployment Compensation	\$1,361.06	\$1,105.30		\$2,466.36
260 Workers' Compensation	\$9,596.67	\$8,206.05		\$17,802.72
290 Other Current Employee Benefits		\$13,600.00		\$13,600.00
<b>Total Personnel Services - Employee Benefits</b>	<b>\$609,077.11</b>	<b>\$528,247.49</b>		<b>\$1,137,324.60</b>
<b>300 Purchased Professional and Technical Services</b>				
322 Professional Educational Services - Ius	\$101,487.26	\$23,118.68	\$6,051.16	\$130,657.10
323 Professional Educational Services - Other Educational Agencies	\$11,052.83	\$225,907.07		\$236,959.90
<b>Total Purchased Professional and Technical Services</b>	<b>\$112,540.09</b>	<b>\$249,025.75</b>	<b>\$6,051.16</b>	<b>\$367,617.00</b>
<b>500 Other Purchased Services</b>				
510 Student Transportation Services	\$2,456.57	\$5,226.14		\$7,682.71
561 Tuition To Other School Districts Within the State	\$7,443.92	\$55,004.21		\$62,448.13
562 Tuition To Pennsylvania Charter Schools	\$120,230.50	\$274,310.96	\$105,815.00	\$500,356.46
566 Tuition To Institutions of Higher Education and Technical Institutes		\$729.00		\$729.00
567 Tuition To Approved Private Schools (APS) and PA Chartered Schools for the Deaf and Blind	\$107,251.22	\$8,400.00		\$115,651.22
568 Tuition To Private Residential Rehabilitative Institutions (PRRI) [In-State] and Detention Centers		\$24,930.71		\$24,930.71
580 Travel	\$2,161.90	\$649.05		\$2,810.95
597 Direct Payments To Intermediate Units for Institutionalized Childrens' Program	\$4,512.87	\$3,784.75		\$8,297.62
<b>Total Other Purchased Services</b>	<b>\$244,056.98</b>	<b>\$373,034.82</b>	<b>\$105,815.00</b>	<b>\$722,906.80</b>
<b>600 Supplies</b>				
610 General Supplies	\$15,207.95	\$6,955.88		\$22,163.83
<b>Total Supplies</b>	<b>\$15,207.95</b>	<b>\$6,955.88</b>		<b>\$22,163.83</b>
<b>800 Other Objects</b>				
810 Dues and Fees		\$741.00		\$741.00
<b>Total Other Objects</b>		<b>\$741.00</b>		<b>\$741.00</b>
<b>Total 1200 Special Programs - Elementary / Secondary</b>	<b>\$2,000,442.15</b>	<b>\$2,023,088.01</b>	<b>\$111,866.16</b>	<b>\$4,135,396.32</b>

**General Fund (10)**

**1210 Life Skills Support**

	<u>Elementary</u>	<u>Secondary</u>	<u>Federal</u>	<u>Total</u>
<b>100 Personnel Services - Salaries</b>				
100 Personnel Services - Salaries	\$283,533.43	\$181,054.23		\$464,587.66
<b>Total Personnel Services - Salaries</b>	<b>\$283,533.43</b>	<b>\$181,054.23</b>		<b>\$464,587.66</b>
<b>200 Personnel Services - Employee Benefits</b>				
210 Group Insurance - Contracted Provider	\$110,189.03	\$52,441.58		\$162,630.61
220 Social Security Contributions	\$20,853.19	\$14,016.53		\$34,869.72
230 Retirement Contributions	\$60,599.12	\$39,495.68		\$100,094.80
250 Unemployment Compensation	\$487.49	\$300.29		\$787.78
260 Workers' Compensation	\$2,661.57	\$1,745.64		\$4,407.21
<b>Total Personnel Services - Employee Benefits</b>	<b>\$194,790.40</b>	<b>\$107,999.72</b>		<b>\$302,790.12</b>
<b>300 Purchased Professional and Technical Services</b>				
322 Professional Educational Services - Ius	\$5,780.00			\$5,780.00
<b>Total Purchased Professional and Technical Services</b>	<b>\$5,780.00</b>			<b>\$5,780.00</b>
<b>500 Other Purchased Services</b>				
510 Student Transportation Services	\$2,456.57	\$5,196.14		\$7,652.71
580 Travel	\$152.44			\$152.44
<b>Total Other Purchased Services</b>	<b>\$2,609.01</b>	<b>\$5,196.14</b>		<b>\$7,805.15</b>
<b>600 Supplies</b>				
610 General Supplies	\$5,984.66	\$2,300.17		\$8,284.83
<b>Total Supplies</b>	<b>\$5,984.66</b>	<b>\$2,300.17</b>		<b>\$8,284.83</b>
<b>Total 1210 Life Skills Support</b>	<b>\$492,697.50</b>	<b>\$296,550.26</b>		<b>\$789,247.76</b>



**General Fund (10)**

**1220 Sensory Support**

**100 Personnel Services - Salaries**

	<u>Elementary</u>	<u>Secondary</u>	<u>Federal</u>	<u>Total</u>
100 Personnel Services - Salaries	\$70,349.94	\$28,336.87		\$98,686.81
<b>Total Personnel Services - Salaries</b>	<b>\$70,349.94</b>	<b>\$28,336.87</b>		<b>\$98,686.81</b>

**200 Personnel Services - Employee Benefits**

210 Group Insurance - Contracted Provider	\$14,218.31	\$8,580.53		\$22,798.84
220 Social Security Contributions	\$5,334.25	\$2,167.62		\$7,501.87
230 Retirement Contributions	\$15,132.64	\$6,063.99		\$21,196.63
250 Unemployment Compensation	\$50.13	\$44.64		\$94.77
260 Workers' Compensation	\$663.67	\$283.40		\$947.07
<b>Total Personnel Services - Employee Benefits</b>	<b>\$35,399.00</b>	<b>\$17,140.18</b>		<b>\$52,539.18</b>

**600 Supplies**

610 General Supplies	\$1,835.57			\$1,835.57
<b>Total Supplies</b>	<b>\$1,835.57</b>			<b>\$1,835.57</b>

**Total 1220 Sensory Support**

	<b>\$107,584.51</b>	<b>\$45,477.05</b>		<b>\$153,061.56</b>
--	---------------------	--------------------	--	---------------------

**General Fund (10)**

**1230 Emotional Support**

	<u>Elementary</u>	<u>Secondary</u>	<u>Federal</u>	<u>Total</u>
<b>100 Personnel Services - Salaries</b>				
100 Personnel Services - Salaries	\$212,063.75	\$149,200.77		\$361,264.52
<b>Total Personnel Services - Salaries</b>	<b>\$212,063.75</b>	<b>\$149,200.77</b>		<b>\$361,264.52</b>
<b>200 Personnel Services - Employee Benefits</b>				
210 Group Insurance - Contracted Provider	\$99,065.85	\$71,380.93		\$170,446.78
220 Social Security Contributions	\$16,180.61	\$11,246.53		\$27,427.14
230 Retirement Contributions	\$45,196.91	\$31,623.05		\$76,819.96
250 Unemployment Compensation	\$349.61	\$237.86		\$587.47
260 Workers' Compensation	\$1,990.45	\$1,400.69		\$3,391.14
<b>Total Personnel Services - Employee Benefits</b>	<b>\$162,783.43</b>	<b>\$115,889.06</b>		<b>\$278,672.49</b>
<b>300 Purchased Professional and Technical Services</b>				
322 Professional Educational Services - Ius	\$1,950.82			\$1,950.82
323 Professional Educational Services - Other Educational Agencies	\$11,052.83	\$225,907.07		\$236,959.90
<b>Total Purchased Professional and Technical Services</b>	<b>\$13,003.65</b>	<b>\$225,907.07</b>		<b>\$238,910.72</b>
<b>600 Supplies</b>				
610 General Supplies	\$801.08	\$189.65		\$990.73
<b>Total Supplies</b>	<b>\$801.08</b>	<b>\$189.65</b>		<b>\$990.73</b>
<b>Total 1230 Emotional Support</b>	<b>\$388,651.91</b>	<b>\$491,186.55</b>		<b>\$879,838.46</b>

LEA : 111312503    Huntingdon Area SD

Printed 10/27/2015 4:11:58 PM

**General Fund (10)**

**1240 Academic Support**

	<u>Elementary</u>	<u>Secondary</u>	<u>Federal</u>	<u>Total</u>
<b>100 Personnel Services - Salaries</b>				
100 Personnel Services - Salaries	\$415,360.79	\$474,201.25		\$889,562.04
<b>Total Personnel Services - Salaries</b>	<b>\$415,360.79</b>	<b>\$474,201.25</b>		<b>\$889,562.04</b>
<b>200 Personnel Services - Employee Benefits</b>				
210 Group Insurance - Contracted Provider	\$72,014.26	\$112,554.06		\$184,568.32
220 Social Security Contributions	\$31,288.35	\$35,285.40		\$66,573.75
230 Retirement Contributions	\$88,521.06	\$100,913.59		\$189,434.65
250 Unemployment Compensation	\$434.02	\$495.24		\$929.26
260 Workers' Compensation	\$3,898.45	\$4,451.59		\$8,350.04
290 Other Current Employee Benefits		\$13,600.00		\$13,600.00
<b>Total Personnel Services - Employee Benefits</b>	<b>\$196,156.14</b>	<b>\$267,299.88</b>		<b>\$463,456.02</b>
<b>500 Other Purchased Services</b>				
510 Student Transportation Services		\$30.00		\$30.00
580 Travel	\$192.28	\$44.40		\$236.68
<b>Total Other Purchased Services</b>	<b>\$192.28</b>	<b>\$74.40</b>		<b>\$266.68</b>
<b>600 Supplies</b>				
610 General Supplies	\$4,688.21	\$4,116.51		\$8,804.72
<b>Total Supplies</b>	<b>\$4,688.21</b>	<b>\$4,116.51</b>		<b>\$8,804.72</b>
<b>800 Other Objects</b>				
810 Dues and Fees		\$741.00		\$741.00
<b>Total Other Objects</b>		<b>\$741.00</b>		<b>\$741.00</b>
<b>Total 1240 Academic Support</b>	<b>\$616,397.42</b>	<b>\$746,433.04</b>		<b>\$1,362,830.46</b>

**General Fund (10)**

**1241 Learning Support - Public**

**100 Personnel Services - Salaries**

	<u>Elementary</u>	<u>Secondary</u>	<u>Federal</u>	<u>Total</u>
100 Personnel Services - Salaries	\$362,819.03	\$383,348.53		\$746,167.56
<b>Total Personnel Services - Salaries</b>	<b>\$362,819.03</b>	<b>\$383,348.53</b>		<b>\$746,167.56</b>

**200 Personnel Services - Employee Benefits**

210 Group Insurance - Contracted Provider	\$66,299.91	\$100,592.80		\$166,892.71
220 Social Security Contributions	\$27,268.95	\$28,378.26		\$55,647.21
230 Retirement Contributions	\$77,283.13	\$81,725.64		\$159,008.77
250 Unemployment Compensation	\$346.90	\$291.90		\$638.80
260 Workers' Compensation	\$3,405.24	\$3,598.03		\$7,003.27
290 Other Current Employee Benefits		\$13,600.00		\$13,600.00
<b>Total Personnel Services - Employee Benefits</b>	<b>\$174,604.13</b>	<b>\$228,186.63</b>		<b>\$402,790.76</b>

**500 Other Purchased Services**

510 Student Transportation Services		\$30.00		\$30.00
580 Travel	\$192.28			\$192.28
<b>Total Other Purchased Services</b>	<b>\$192.28</b>	<b>\$30.00</b>		<b>\$222.28</b>

**600 Supplies**

610 General Supplies	\$3,994.47	\$2,955.95		\$6,950.42
<b>Total Supplies</b>	<b>\$3,994.47</b>	<b>\$2,955.95</b>		<b>\$6,950.42</b>
<b>Total 1241 Learning Support - Public</b>	<b>\$541,609.91</b>	<b>\$614,521.11</b>		<b>\$1,156,131.02</b>

**General Fund (10)**

**1243 Gifted Support**

	<u>Elementary</u>	<u>Secondary</u>	<u>Federal</u>	<u>Total</u>
<b>100 Personnel Services - Salaries</b>				
100 Personnel Services - Salaries	\$52,541.76	\$90,852.72		\$143,394.48
<b>Total Personnel Services - Salaries</b>	<b>\$52,541.76</b>	<b>\$90,852.72</b>		<b>\$143,394.48</b>
<b>200 Personnel Services - Employee Benefits</b>				
210 Group Insurance - Contracted Provider	\$5,714.35	\$11,961.26		\$17,675.61
220 Social Security Contributions	\$4,019.40	\$6,907.14		\$10,926.54
230 Retirement Contributions	\$11,237.93	\$19,187.95		\$30,425.88
250 Unemployment Compensation	\$87.12	\$203.34		\$290.46
260 Workers' Compensation	\$493.21	\$853.56		\$1,346.77
<b>Total Personnel Services - Employee Benefits</b>	<b>\$21,552.01</b>	<b>\$39,113.25</b>		<b>\$60,665.26</b>
<b>500 Other Purchased Services</b>				
580 Travel		\$44.40		\$44.40
<b>Total Other Purchased Services</b>		<b>\$44.40</b>		<b>\$44.40</b>
<b>600 Supplies</b>				
610 General Supplies	\$693.74	\$1,160.56		\$1,854.30
<b>Total Supplies</b>	<b>\$693.74</b>	<b>\$1,160.56</b>		<b>\$1,854.30</b>
<b>800 Other Objects</b>				
810 Dues and Fees		\$741.00		\$741.00
<b>Total Other Objects</b>		<b>\$741.00</b>		<b>\$741.00</b>
<b>Total 1243 Gifted Support</b>	<b>\$74,787.51</b>	<b>\$131,911.93</b>		<b>\$206,699.44</b>

**General Fund (10)**

**1260 Physical Support**

**100 Personnel Services - Salaries**

	<u>Elementary</u>	<u>Secondary</u>	<u>Federal</u>	<u>Total</u>
100 Personnel Services - Salaries	\$36,528.49	\$31,772.45		\$68,300.94
<b>Total Personnel Services - Salaries</b>	<b>\$36,528.49</b>	<b>\$31,772.45</b>		<b>\$68,300.94</b>

**200 Personnel Services - Employee Benefits**

210 Group Insurance - Contracted Provider	\$8,429.47	\$8,429.34		\$16,858.81
220 Social Security Contributions	\$2,794.43	\$2,444.60		\$5,239.03
230 Retirement Contributions	\$7,817.14	\$6,838.51		\$14,655.65
250 Unemployment Compensation	\$37.65	\$22.90		\$60.55
260 Workers' Compensation	\$365.29	\$319.55		\$684.84
<b>Total Personnel Services - Employee Benefits</b>	<b>\$19,443.98</b>	<b>\$18,054.90</b>		<b>\$37,498.88</b>

**500 Other Purchased Services**

580 Travel	\$628.76			\$628.76
<b>Total Other Purchased Services</b>	<b>\$628.76</b>			<b>\$628.76</b>

**600 Supplies**

610 General Supplies	\$1,856.49	\$349.55		\$2,206.04
<b>Total Supplies</b>	<b>\$1,856.49</b>	<b>\$349.55</b>		<b>\$2,206.04</b>

**Total 1260 Physical Support**

<b>Total 1260 Physical Support</b>	<b>\$58,457.72</b>	<b>\$50,176.90</b>		<b>\$108,634.62</b>
------------------------------------	--------------------	--------------------	--	---------------------

**General Fund (10)**

**1290 Special Programs - Other Support**

**100 Personnel Services - Salaries**

	<u>Elementary</u>	<u>Secondary</u>	<u>Federal</u>	<u>Total</u>
100 Personnel Services - Salaries	\$1,723.62	\$517.50		\$2,241.12
<b>Total Personnel Services - Salaries</b>	<b>\$1,723.62</b>	<b>\$517.50</b>		<b>\$2,241.12</b>

**200 Personnel Services - Employee Benefits**

210 Group Insurance - Contracted Provider		\$1,706.20		\$1,706.20
220 Social Security Contributions	\$115.90	\$37.26		\$153.16
230 Retirement Contributions	\$368.86	\$110.74		\$479.60
250 Unemployment Compensation	\$2.16	\$4.37		\$6.53
260 Workers' Compensation	\$17.24	\$5.18		\$22.42
<b>Total Personnel Services - Employee Benefits</b>	<b>\$504.16</b>	<b>\$1,863.75</b>		<b>\$2,367.91</b>

**300 Purchased Professional and Technical Services**

322 Professional Educational Services - Ius	\$93,756.44	\$23,118.68	\$6,051.16	\$122,926.28
<b>Total Purchased Professional and Technical Services</b>	<b>\$93,756.44</b>	<b>\$23,118.68</b>	<b>\$6,051.16</b>	<b>\$122,926.28</b>

**500 Other Purchased Services**

561 Tuition To Other School Districts Within the State	\$7,443.92	\$55,004.21		\$62,448.13
562 Tuition To Pennsylvania Charter Schools	\$120,230.50	\$274,310.96	\$105,815.00	\$500,356.46
566 Tuition To Institutions of Higher Education and Technical Institutes		\$729.00		\$729.00
567 Tuition To Approved Private Schools (APS) and PA Chartered Schools for the Deaf and Blind	\$107,251.22	\$8,400.00		\$115,651.22
568 Tuition To Private Residential Rehabilitative Institutions (PRRI) [In-State] and Detention Centers		\$24,930.71		\$24,930.71
580 Travel	\$1,188.42	\$604.65		\$1,793.07
597 Direct Payments To Intermediate Units for Institutionalized Childrens' Program	\$4,512.87	\$3,784.75		\$8,297.62
<b>Total Other Purchased Services</b>	<b>\$240,626.93</b>	<b>\$367,764.28</b>	<b>\$105,815.00</b>	<b>\$714,206.21</b>

**600 Supplies**

610 General Supplies	\$41.94			\$41.94
<b>Total Supplies</b>	<b>\$41.94</b>			<b>\$41.94</b>

**Total 1290 Special Programs - Other Support**

	<b>\$336,653.09</b>	<b>\$393,264.21</b>	<b>\$111,866.16</b>	<b>\$841,783.46</b>
--	---------------------	---------------------	---------------------	---------------------

**General Fund (10)**

**1300 Vocational Education**

	<u>Elementary</u>	<u>Secondary</u>	<u>Federal</u>	<u>Total</u>
<b>100 Personnel Services - Salaries</b>				
100 Personnel Services - Salaries		\$128,213.99		\$128,213.99
<b>Total Personnel Services - Salaries</b>		<b>\$128,213.99</b>		<b>\$128,213.99</b>
<b>200 Personnel Services - Employee Benefits</b>				
210 Group Insurance - Contracted Provider		\$30,485.40		\$30,485.40
220 Social Security Contributions		\$9,734.33		\$9,734.33
230 Retirement Contributions		\$27,419.61		\$27,419.61
250 Unemployment Compensation		\$122.86		\$122.86
260 Workers' Compensation		\$1,227.18		\$1,227.18
<b>Total Personnel Services - Employee Benefits</b>		<b>\$68,989.38</b>		<b>\$68,989.38</b>
<b>500 Other Purchased Services</b>				
564 Tuition To Career and Technology Centers		\$646,380.00		\$646,380.00
<b>Total Other Purchased Services</b>		<b>\$646,380.00</b>		<b>\$646,380.00</b>
<b>600 Supplies</b>				
610 General Supplies		\$5,500.42		\$5,500.42
<b>Total Supplies</b>		<b>\$5,500.42</b>		<b>\$5,500.42</b>
<b>800 Other Objects</b>				
810 Dues and Fees		\$15.00		\$15.00
<b>Total Other Objects</b>		<b>\$15.00</b>		<b>\$15.00</b>
<b>Total 1300 Vocational Education</b>		<b>\$849,098.79</b>		<b>\$849,098.79</b>



**General Fund (10)**

	<u>Elementary</u>	<u>Secondary</u>	<u>Federal</u>	<u>Total</u>
<b>1400 Other Instructional Programs - Elementary / Secondary</b>				
<b>100 Personnel Services - Salaries</b>				
100 Personnel Services - Salaries	\$82,049.22	\$44,521.08		\$126,570.30
<b>Total Personnel Services - Salaries</b>	<b>\$82,049.22</b>	<b>\$44,521.08</b>		<b>\$126,570.30</b>
<b>200 Personnel Services - Employee Benefits</b>				
210 Group Insurance - Contracted Provider	\$32,174.20	\$1,347.23		\$33,521.43
220 Social Security Contributions	\$6,011.94	\$3,294.59		\$9,306.53
230 Retirement Contributions	\$17,558.49	\$9,299.14		\$26,857.63
250 Unemployment Compensation	\$98.27	\$63.87		\$162.14
260 Workers' Compensation	\$770.51	\$434.55		\$1,205.06
<b>Total Personnel Services - Employee Benefits</b>	<b>\$56,613.41</b>	<b>\$14,439.38</b>		<b>\$71,052.79</b>
<b>300 Purchased Professional and Technical Services</b>				
322 Professional Educational Services - Ius	\$261.33			\$261.33
323 Professional Educational Services - Other Educational Agencies		\$3,393.80		\$3,393.80
<b>Total Purchased Professional and Technical Services</b>	<b>\$261.33</b>	<b>\$3,393.80</b>		<b>\$3,655.13</b>
<b>400 Purchased Property Services</b>				
430 Repairs and Maintenance Services		\$120.50		\$120.50
<b>Total Purchased Property Services</b>		<b>\$120.50</b>		<b>\$120.50</b>
<b>500 Other Purchased Services</b>				
580 Travel	\$80.64	\$673.93		\$754.57
<b>Total Other Purchased Services</b>	<b>\$80.64</b>	<b>\$673.93</b>		<b>\$754.57</b>
<b>600 Supplies</b>				
610 General Supplies	\$551.34	\$134.12		\$685.46
620 Energy		\$248.19		\$248.19
<b>Total Supplies</b>	<b>\$551.34</b>	<b>\$382.31</b>		<b>\$933.65</b>
<b>Total 1400 Other Instructional Programs - Elementary / Secondary</b>	<b>\$139,555.94</b>	<b>\$63,531.00</b>		<b>\$203,086.94</b>

**General Fund (10)**

**1410 Drivers' Education**

	<u>Elementary</u>	<u>Secondary</u>	<u>Federal</u>	<u>Total</u>
<b>100 Personnel Services - Salaries</b>				
100 Personnel Services - Salaries		\$1,081.00		\$1,081.00
<b>Total Personnel Services - Salaries</b>		<b>\$1,081.00</b>		<b>\$1,081.00</b>
<b>200 Personnel Services - Employee Benefits</b>				
220 Social Security Contributions		\$82.70		\$82.70
230 Retirement Contributions		\$231.33		\$231.33
250 Unemployment Compensation		\$10.81		\$10.81
260 Workers' Compensation		\$10.81		\$10.81
<b>Total Personnel Services - Employee Benefits</b>		<b>\$335.65</b>		<b>\$335.65</b>
<b>400 Purchased Property Services</b>				
430 Repairs and Maintenance Services		\$120.50		\$120.50
<b>Total Purchased Property Services</b>		<b>\$120.50</b>		<b>\$120.50</b>
<b>600 Supplies</b>				
620 Energy		\$248.19		\$248.19
<b>Total Supplies</b>		<b>\$248.19</b>		<b>\$248.19</b>
<b>Total 1410 Drivers' Education</b>		<b>\$1,785.34</b>		<b>\$1,785.34</b>

**General Fund (10)**

**1430 Homebound Instruction**

**100 Personnel Services - Salaries**

	<u>Elementary</u>	<u>Secondary</u>	<u>Federal</u>	<u>Total</u>
100 Personnel Services - Salaries	\$644.00	\$3,777.58		\$4,421.58
<b>Total Personnel Services - Salaries</b>	<b>\$644.00</b>	<b>\$3,777.58</b>		<b>\$4,421.58</b>

**200 Personnel Services - Employee Benefits**

220 Social Security Contributions	\$49.08	\$205.74		\$254.82
230 Retirement Contributions	\$137.81	\$580.01		\$717.82
250 Unemployment Compensation	\$0.65	\$9.72		\$10.37
260 Workers' Compensation	\$6.44	\$27.10		\$33.54
<b>Total Personnel Services - Employee Benefits</b>	<b>\$193.98</b>	<b>\$822.57</b>		<b>\$1,016.55</b>

**500 Other Purchased Services**

580 Travel	\$80.64	\$663.81		\$744.45
<b>Total Other Purchased Services</b>	<b>\$80.64</b>	<b>\$663.81</b>		<b>\$744.45</b>
<b>Total 1430 Homebound Instruction</b>	<b>\$918.62</b>	<b>\$5,263.96</b>		<b>\$6,182.58</b>

**General Fund (10)**

**1440 Alternative Regular Education Programs**

Elementary

Secondary

Federal

Total

**300 Purchased Professional and Technical Services**

322 Professional Educational Services - Ius

\$261.33

\$261.33

323 Professional Educational Services - Other Educational Agencies

\$3,393.80

\$3,393.80

**Total Purchased Professional and Technical Services**

**\$261.33**

**\$3,393.80**

**\$3,655.13**

**Total 1440 Alternative Regular Education Programs**

**\$261.33**

**\$3,393.80**

**\$3,655.13**

**General Fund (10)**

**1442 Alternative Education Programs**

**300 Purchased Professional and Technical Services**

	<u>Elementary</u>	<u>Secondary</u>	<u>Federal</u>	<u>Total</u>
322 Professional Educational Services - Ius	\$261.33			\$261.33
323 Professional Educational Services - Other Educational Agencies		\$3,393.80		\$3,393.80
<b>Total Purchased Professional and Technical Services</b>	<b>\$261.33</b>	<b>\$3,393.80</b>		<b>\$3,655.13</b>
<b>Total 1442 Alternative Education Programs</b>	<b>\$261.33</b>	<b>\$3,393.80</b>		<b>\$3,655.13</b>

**General Fund (10)**

1450 Instructional Programs Outside the Established School Day	<u>Elementary</u>	<u>Secondary</u>	<u>Federal</u>	<u>Total</u>
<b>100 Personnel Services - Salaries</b>				
100 Personnel Services - Salaries	\$81,405.22	\$2,679.50		\$84,084.72
<b>Total Personnel Services - Salaries</b>	<b>\$81,405.22</b>	<b>\$2,679.50</b>		<b>\$84,084.72</b>
<b>200 Personnel Services - Employee Benefits</b>				
210 Group Insurance - Contracted Provider	\$32,174.20	\$1,347.23		\$33,521.43
220 Social Security Contributions	\$5,962.86	\$200.56		\$6,163.42
230 Retirement Contributions	\$17,420.68	\$573.43		\$17,994.11
250 Unemployment Compensation	\$97.62			\$97.62
260 Workers' Compensation	\$764.07	\$26.80		\$790.87
<b>Total Personnel Services - Employee Benefits</b>	<b>\$56,419.43</b>	<b>\$2,148.02</b>		<b>\$58,567.45</b>
<b>500 Other Purchased Services</b>				
580 Travel		\$10.12		\$10.12
<b>Total Other Purchased Services</b>		<b>\$10.12</b>		<b>\$10.12</b>
<b>600 Supplies</b>				
610 General Supplies	\$551.34	\$134.12		\$685.46
<b>Total Supplies</b>	<b>\$551.34</b>	<b>\$134.12</b>		<b>\$685.46</b>
<b>Total 1450 Instructional Programs Outside the Established School Day</b>	<b>\$138,375.99</b>	<b>\$4,971.76</b>		<b>\$143,347.75</b>

**General Fund (10)**

**1490 Additional Other Instructional Programs**

Elementary

Secondary

Federal

Total

**100 Personnel Services - Salaries**

100 Personnel Services - Salaries

\$36,983.00

\$36,983.00

**Total Personnel Services - Salaries**

**\$36,983.00**

**\$36,983.00**

**200 Personnel Services - Employee Benefits**

220 Social Security Contributions

\$2,805.59

\$2,805.59

230 Retirement Contributions

\$7,914.37

\$7,914.37

250 Unemployment Compensation

\$43.34

\$43.34

260 Workers' Compensation

\$369.84

\$369.84

**Total Personnel Services - Employee Benefits**

**\$11,133.14**

**\$11,133.14**

**Total 1490 Additional Other Instructional Programs**

**\$48,116.14**

**\$48,116.14**

**General Fund (10)**

**2000 Support Services**

**Total**

**100 Personnel Services - Salaries**

100 Personnel Services - Salaries \$2,877,470.29

**Total Personnel Services - Salaries \$2,877,470.29**

**200 Personnel Services - Employee Benefits**

210 Group Insurance - Contracted Provider \$569,329.76

220 Social Security Contributions \$217,690.62

230 Retirement Contributions \$596,441.60

240 Tuition Reimbursement \$76,111.25

250 Unemployment Compensation \$3,007.72

260 Workers' Compensation \$27,448.03

**Total Personnel Services - Employee Benefits \$1,490,028.98**

**300 Purchased Professional and Technical Services**

310 Official / Administrative Services \$2,340.00

322 Professional Educational Services - Ius \$7,550.00

330 Other Professional Services \$228,124.59

340 Technical Services \$29,650.18

350 Security / Safety Services \$25,500.00

**Total Purchased Professional and Technical Services \$293,164.77**

**400 Purchased Property Services**

410 Cleaning Services \$13,332.00

420 Utility Services \$468,772.54

430 Repairs and Maintenance Services \$104,873.60

440 Rentals \$23,911.39

**Total Purchased Property Services \$610,889.53**

**500 Other Purchased Services**

513 Contracted Carriers \$1,950,144.39

516 Student Transportation Services From the IU \$24,603.45

520 Insurance - General \$14,593.00

523 General Property and Liability Insurance \$90,765.00

530 Communications \$32,219.57

549 Other Advertising/Public Relations \$16,491.89

580 Travel \$21,760.21

**Total Other Purchased Services \$2,150,577.51**

**600 Supplies**

610 General Supplies \$344,929.87

620 Energy \$179,976.47

630 Food \$51.03

640 Books and Periodicals \$93,335.21

**Total Supplies \$618,292.58**

**700 Property**

750 Equipment - Original and Additional \$182,063.04

760 Equipment - Replacement \$165,800.72

**Total Property \$347,863.76**



LEA : 111312503    Huntingdon Area SD

Printed 10/27/2015 4:12:01 PM

**General Fund (10)**

**2000 Support Services**

**800 Other Objects**

810 Dues and Fees

\$22,363.39

890 Miscellaneous Expenditures

\$6,743.40

**Total Other Objects**

**\$29,106.79**

**Total 2000 Support Services**

**\$8,417,394.21**

**General Fund (10)**

**2100 Support Services - Students**

**100 Personnel Services - Salaries**

	<u>Elementary</u>	<u>Secondary</u>	<u>Federal</u>	<u>Total</u>
100 Personnel Services - Salaries	\$269,853.32	\$231,762.98		\$501,616.30
<b>Total Personnel Services - Salaries</b>	<b>\$269,853.32</b>	<b>\$231,762.98</b>		<b>\$501,616.30</b>

**200 Personnel Services - Employee Benefits**

210 Group Insurance - Contracted Provider	\$52,327.19	\$50,853.84		\$103,181.03
220 Social Security Contributions	\$20,999.12	\$18,470.32		\$39,469.44
230 Retirement Contributions	\$59,805.76	\$51,975.06		\$111,780.82
250 Unemployment Compensation	\$255.46	\$183.54		\$439.00
260 Workers' Compensation	\$2,650.13	\$2,324.59		\$4,974.72
<b>Total Personnel Services - Employee Benefits</b>	<b>\$136,037.66</b>	<b>\$123,807.35</b>		<b>\$259,845.01</b>

**300 Purchased Professional and Technical Services**

330 Other Professional Services	\$42,791.00	\$30,000.00		\$72,791.00
340 Technical Services		\$5,335.58		\$14,315.72
<b>Total Purchased Professional and Technical Services</b>	<b>\$42,791.00</b>	<b>\$35,335.58</b>		<b>\$87,106.72</b>

**500 Other Purchased Services**

530 Communications	\$42.00	\$5.63		\$47.63
580 Travel	\$344.05	\$8.71		\$1,729.04
<b>Total Other Purchased Services</b>	<b>\$386.05</b>	<b>\$14.34</b>		<b>\$1,776.67</b>

**600 Supplies**

610 General Supplies	\$13,375.57	\$14,171.95		\$29,310.52
640 Books and Periodicals	\$147.50	\$147.50		\$295.00
<b>Total Supplies</b>	<b>\$13,523.07</b>	<b>\$14,319.45</b>		<b>\$29,605.52</b>

**800 Other Objects**

810 Dues and Fees				\$175.00
<b>Total Other Objects</b>				<b>\$175.00</b>

**Total 2100 Support Services - Students**

	<b>\$462,591.10</b>	<b>\$405,239.70</b>		<b>\$880,125.22</b>
--	---------------------	---------------------	--	---------------------

**General Fund (10)**

	<u>Elementary</u>	<u>Secondary</u>	<u>Federal</u>	<u>Total</u>
<b>2110 Supervision of Student Services</b>				
<b>100 Personnel Services - Salaries</b>				
100 Personnel Services - Salaries	\$154,466.45	\$16,503.58		\$170,970.03
<b>Total Personnel Services - Salaries</b>	<b>\$154,466.45</b>	<b>\$16,503.58</b>		<b>\$170,970.03</b>
<b>200 Personnel Services - Employee Benefits</b>				
210 Group Insurance - Contracted Provider	\$25,186.13	\$2,216.90		\$27,403.03
220 Social Security Contributions	\$11,652.97	\$1,246.74		\$12,899.71
230 Retirement Contributions	\$32,735.01	\$3,531.72		\$36,266.73
250 Unemployment Compensation	\$99.98			\$99.98
260 Workers' Compensation	\$1,449.93	\$165.06		\$1,614.99
<b>Total Personnel Services - Employee Benefits</b>	<b>\$71,124.02</b>	<b>\$7,160.42</b>		<b>\$78,284.44</b>
<b>300 Purchased Professional and Technical Services</b>				
330 Other Professional Services	\$24,156.00			\$24,156.00
<b>Total Purchased Professional and Technical Services</b>	<b>\$24,156.00</b>			<b>\$24,156.00</b>
<b>500 Other Purchased Services</b>				
530 Communications		\$5.63		\$5.63
580 Travel	\$328.56			\$328.56
<b>Total Other Purchased Services</b>	<b>\$328.56</b>	<b>\$5.63</b>		<b>\$334.19</b>
<b>600 Supplies</b>				
610 General Supplies	\$8,780.32	\$8,847.08		\$17,627.40
640 Books and Periodicals	\$147.50	\$147.50		\$295.00
<b>Total Supplies</b>	<b>\$8,927.82</b>	<b>\$8,994.58</b>		<b>\$17,922.40</b>
<b>Total 2110 Supervision of Student Services</b>	<b>\$259,002.85</b>	<b>\$32,664.21</b>		<b>\$291,667.06</b>

**General Fund (10)**

**2111 Supervision of Student Services - Head of Component**

	<u>Elementary</u>	<u>Secondary</u>	<u>Federal</u>	<u>Total</u>
<b>100 Personnel Services - Salaries</b>				
100 Personnel Services - Salaries	\$154,466.45	\$16,503.58		\$170,970.03
<b>Total Personnel Services - Salaries</b>	<b>\$154,466.45</b>	<b>\$16,503.58</b>		<b>\$170,970.03</b>
<b>200 Personnel Services - Employee Benefits</b>				
210 Group Insurance - Contracted Provider	\$25,186.13	\$2,216.90		\$27,403.03
220 Social Security Contributions	\$11,652.97	\$1,246.74		\$12,899.71
230 Retirement Contributions	\$32,735.01	\$3,531.72		\$36,266.73
250 Unemployment Compensation	\$99.98			\$99.98
260 Workers' Compensation	\$1,449.93	\$165.06		\$1,614.99
<b>Total Personnel Services - Employee Benefits</b>	<b>\$71,124.02</b>	<b>\$7,160.42</b>		<b>\$78,284.44</b>
<b>300 Purchased Professional and Technical Services</b>				
330 Other Professional Services	\$24,156.00			\$24,156.00
<b>Total Purchased Professional and Technical Services</b>	<b>\$24,156.00</b>			<b>\$24,156.00</b>
<b>500 Other Purchased Services</b>				
530 Communications		\$5.63		\$5.63
580 Travel	\$328.56			\$328.56
<b>Total Other Purchased Services</b>	<b>\$328.56</b>	<b>\$5.63</b>		<b>\$334.19</b>
<b>600 Supplies</b>				
610 General Supplies	\$8,780.32	\$8,847.08		\$17,627.40
640 Books and Periodicals	\$147.50	\$147.50		\$295.00
<b>Total Supplies</b>	<b>\$8,927.82</b>	<b>\$8,994.58</b>		<b>\$17,922.40</b>
<b>Total 2111 Supervision of Student Services - Head of Component</b>	<b>\$259,002.85</b>	<b>\$32,664.21</b>		<b>\$291,667.06</b>

**General Fund (10)**

**2120 Guidance Services**

**100 Personnel Services - Salaries**

	<u>Elementary</u>	<u>Secondary</u>	<u>Federal</u>	<u>Total</u>
100 Personnel Services - Salaries	\$68,323.12	\$168,195.84		\$236,518.96
<b>Total Personnel Services - Salaries</b>	<b>\$68,323.12</b>	<b>\$168,195.84</b>		<b>\$236,518.96</b>

**200 Personnel Services - Employee Benefits**

210 Group Insurance - Contracted Provider	\$18,528.28	\$40,024.28		\$58,552.56
220 Social Security Contributions	\$4,989.26	\$12,866.82		\$17,856.08
230 Retirement Contributions	\$14,621.21	\$35,994.09		\$50,615.30
250 Unemployment Compensation	\$122.14	\$150.22		\$272.36
260 Workers' Compensation	\$653.91	\$1,613.67		\$2,267.58
<b>Total Personnel Services - Employee Benefits</b>	<b>\$38,914.80</b>	<b>\$90,649.08</b>		<b>\$129,563.88</b>

**300 Purchased Professional and Technical Services**

330 Other Professional Services	\$18,635.00	\$30,000.00		\$48,635.00
340 Technical Services		\$5,335.58		\$5,335.58
<b>Total Purchased Professional and Technical Services</b>	<b>\$18,635.00</b>	<b>\$35,335.58</b>		<b>\$53,970.58</b>

**500 Other Purchased Services**

530 Communications	\$42.00			\$42.00
580 Travel	\$15.49	\$8.71		\$24.20
<b>Total Other Purchased Services</b>	<b>\$57.49</b>	<b>\$8.71</b>		<b>\$66.20</b>

**600 Supplies**

610 General Supplies	\$95.90	\$4,180.01		\$4,275.91
<b>Total Supplies</b>	<b>\$95.90</b>	<b>\$4,180.01</b>		<b>\$4,275.91</b>
<b>Total 2120 Guidance Services</b>	<b>\$126,026.31</b>	<b>\$298,369.22</b>		<b>\$424,395.53</b>



**General Fund (10)**

**2170 Student Accounting Services**

Elementary

Secondary

Federal

Total

**300 Purchased Professional and Technical Services**

340 Technical Services

\$8,980.14

**Total Purchased Professional and Technical Services**

**\$8,980.14**

**500 Other Purchased Services**

580 Travel

\$1,376.28

**Total Other Purchased Services**

**\$1,376.28**

**600 Supplies**

610 General Supplies

\$1,763.00

**Total Supplies**

**\$1,763.00**

**800 Other Objects**

810 Dues and Fees

\$175.00

**Total Other Objects**

**\$175.00**

**Total 2170 Student Accounting Services**

**\$12,294.42**

**General Fund (10)**

**2200 Support Services - Instructional Staff**

	<u>Elementary</u>	<u>Secondary</u>	<u>Federal</u>	<u>Total</u>
<b>100 Personnel Services - Salaries</b>				
100 Personnel Services - Salaries	\$256,549.39	\$171,008.40	\$647.50	\$428,205.29
<b>Total Personnel Services - Salaries</b>	<b>\$256,549.39</b>	<b>\$171,008.40</b>	<b>\$647.50</b>	<b>\$428,205.29</b>
<b>200 Personnel Services - Employee Benefits</b>				
210 Group Insurance - Contracted Provider	\$27,806.19	\$26,059.98		\$53,866.17
220 Social Security Contributions	\$19,294.71	\$12,771.41	\$48.90	\$32,115.02
230 Retirement Contributions	\$54,275.72	\$36,419.20	\$138.56	\$90,833.48
240 Tuition Reimbursement		\$59,896.80		\$59,896.80
250 Unemployment Compensation	\$272.22	\$172.41		\$444.63
260 Workers' Compensation	\$2,431.83	\$1,652.73	\$6.47	\$4,091.03
<b>Total Personnel Services - Employee Benefits</b>	<b>\$104,080.67</b>	<b>\$136,972.53</b>	<b>\$193.93</b>	<b>\$241,247.13</b>
<b>300 Purchased Professional and Technical Services</b>				
322 Professional Educational Services - Ius	\$3,322.02	\$4,227.98		\$7,550.00
340 Technical Services		\$4,679.35		\$4,679.35
<b>Total Purchased Professional and Technical Services</b>	<b>\$3,322.02</b>	<b>\$8,907.33</b>		<b>\$12,229.35</b>
<b>500 Other Purchased Services</b>				
580 Travel	\$5,411.29	\$5,176.27		\$10,587.56
<b>Total Other Purchased Services</b>	<b>\$5,411.29</b>	<b>\$5,176.27</b>		<b>\$10,587.56</b>
<b>600 Supplies</b>				
610 General Supplies	\$47,229.39	\$52,132.77	\$3,045.00	\$102,407.16
640 Books and Periodicals	\$90,984.41	\$1,965.10		\$92,949.51
<b>Total Supplies</b>	<b>\$138,213.80</b>	<b>\$54,097.87</b>	<b>\$3,045.00</b>	<b>\$195,356.67</b>
<b>700 Property</b>				
750 Equipment - Original and Additional	\$76,838.50	\$103,320.17		\$180,158.67
<b>Total Property</b>	<b>\$76,838.50</b>	<b>\$103,320.17</b>		<b>\$180,158.67</b>
<b>800 Other Objects</b>				
810 Dues and Fees	\$525.00	\$525.00		\$1,050.00
<b>Total Other Objects</b>	<b>\$525.00</b>	<b>\$525.00</b>		<b>\$1,050.00</b>
<b>Total 2200 Support Services - Instructional Staff</b>	<b>\$584,940.67</b>	<b>\$480,007.57</b>	<b>\$3,886.43</b>	<b>\$1,068,834.67</b>



**General Fund (10)**

**2220 Technology Support Services**

**100 Personnel Services - Salaries**

	<u>Elementary</u>	<u>Secondary</u>	<u>Federal</u>	<u>Total</u>
100 Personnel Services - Salaries	\$67,170.68	\$39,134.57		\$106,305.25
<b>Total Personnel Services - Salaries</b>	<b>\$67,170.68</b>	<b>\$39,134.57</b>		<b>\$106,305.25</b>

**200 Personnel Services - Employee Benefits**

210 Group Insurance - Contracted Provider	\$14,767.84	\$4,615.92		\$19,383.76
220 Social Security Contributions	\$5,004.80	\$2,983.68		\$7,988.48
230 Retirement Contributions	\$14,198.10	\$8,198.12		\$22,396.22
250 Unemployment Compensation	\$50.00	\$44.98		\$94.98
260 Workers' Compensation	\$630.52	\$391.23		\$1,021.75

<b>Total Personnel Services - Employee Benefits</b>	<b>\$34,651.26</b>	<b>\$16,233.93</b>		<b>\$50,885.19</b>
<b>Total 2220 Technology Support Services</b>	<b>\$101,821.94</b>	<b>\$55,368.50</b>		<b>\$157,190.44</b>

**General Fund (10)**

**2240 Computer-Assisted Instruction Support Services**

	<u>Elementary</u>	<u>Secondary</u>	<u>Federal</u>	<u>Total</u>
<b>600 Supplies</b>				
610 General Supplies	\$45,413.10	\$48,128.37		\$93,541.47
<b>Total Supplies</b>	<b>\$45,413.10</b>	<b>\$48,128.37</b>		<b>\$93,541.47</b>
<b>700 Property</b>				
750 Equipment - Original and Additional	\$76,838.50	\$103,320.17		\$180,158.67
<b>Total Property</b>	<b>\$76,838.50</b>	<b>\$103,320.17</b>		<b>\$180,158.67</b>
<b>Total 2240 Computer-Assisted Instruction Support Services</b>	<b>\$122,251.60</b>	<b>\$151,448.54</b>		<b>\$273,700.14</b>

**General Fund (10)**

**2250 School Library Services**

**100 Personnel Services - Salaries**

	<u>Elementary</u>	<u>Secondary</u>	<u>Federal</u>	<u>Total</u>
100 Personnel Services - Salaries	\$82,158.37	\$38,032.63		\$120,191.00
<b>Total Personnel Services - Salaries</b>	<b>\$82,158.37</b>	<b>\$38,032.63</b>		<b>\$120,191.00</b>

**200 Personnel Services - Employee Benefits**

210 Group Insurance - Contracted Provider	\$4,283.07	\$12,688.78		\$16,971.85
220 Social Security Contributions	\$6,222.38	\$2,734.51		\$8,956.89
230 Retirement Contributions	\$17,581.87	\$8,139.07		\$25,720.94
250 Unemployment Compensation	\$153.36	\$64.02		\$217.38
260 Workers' Compensation	\$793.76	\$380.32		\$1,174.08
<b>Total Personnel Services - Employee Benefits</b>	<b>\$29,034.44</b>	<b>\$24,006.70</b>		<b>\$53,041.14</b>

**300 Purchased Professional and Technical Services**

322 Professional Educational Services - Ius	\$3,322.02	\$4,227.98		\$7,550.00
340 Technical Services		\$4,679.35		\$4,679.35
<b>Total Purchased Professional and Technical Services</b>	<b>\$3,322.02</b>	<b>\$8,907.33</b>		<b>\$12,229.35</b>

**600 Supplies**

610 General Supplies	\$862.96	\$2,972.94		\$3,835.90
640 Books and Periodicals	\$2,488.01			\$2,488.01
<b>Total Supplies</b>	<b>\$3,350.97</b>	<b>\$2,972.94</b>		<b>\$6,323.91</b>

**800 Other Objects**

810 Dues and Fees	\$525.00	\$525.00		\$1,050.00
<b>Total Other Objects</b>	<b>\$525.00</b>	<b>\$525.00</b>		<b>\$1,050.00</b>

**Total 2250 School Library Services**

	<b>\$118,390.80</b>	<b>\$74,444.60</b>		<b>\$192,835.40</b>
--	---------------------	--------------------	--	---------------------

**General Fund (10)**

**2260 Instruction and Curriculum Development Services**

	<u>Elementary</u>	<u>Secondary</u>	<u>Federal</u>	<u>Total</u>
<b>100 Personnel Services - Salaries</b>				
100 Personnel Services - Salaries	\$52,858.54	\$50,162.47		\$103,021.01
<b>Total Personnel Services - Salaries</b>	<b>\$52,858.54</b>	<b>\$50,162.47</b>		<b>\$103,021.01</b>
<b>200 Personnel Services - Employee Benefits</b>				
210 Group Insurance - Contracted Provider	\$8,755.28	\$8,755.28		\$17,510.56
220 Social Security Contributions	\$3,958.91	\$3,751.17		\$7,710.08
230 Retirement Contributions	\$10,862.35	\$10,734.78		\$21,597.13
250 Unemployment Compensation	\$45.01	\$18.87		\$63.88
260 Workers' Compensation	\$497.12	\$471.20		\$968.32
<b>Total Personnel Services - Employee Benefits</b>	<b>\$24,118.67</b>	<b>\$23,731.30</b>		<b>\$47,849.97</b>
<b>600 Supplies</b>				
610 General Supplies	\$953.33	\$953.32	\$3,045.00	\$4,951.65
640 Books and Periodicals	\$87,197.12	\$665.83		\$87,862.95
<b>Total Supplies</b>	<b>\$88,150.45</b>	<b>\$1,619.15</b>	<b>\$3,045.00</b>	<b>\$92,814.60</b>
<b>Total 2260 Instruction and Curriculum Development Services</b>	<b>\$165,127.66</b>	<b>\$75,512.92</b>	<b>\$3,045.00</b>	<b>\$243,685.58</b>

**General Fund (10)**

**2270 Instructional Staff Professional Development Services**

	<u>Elementary</u>	<u>Secondary</u>	<u>Federal</u>	<u>Total</u>
<b>100 Personnel Services - Salaries</b>				
100 Personnel Services - Salaries	\$54,361.80	\$43,678.73	\$647.50	\$98,688.03
<b>Total Personnel Services - Salaries</b>	<b>\$54,361.80</b>	<b>\$43,678.73</b>	<b>\$647.50</b>	<b>\$98,688.03</b>
<b>200 Personnel Services - Employee Benefits</b>				
220 Social Security Contributions	\$4,108.62	\$3,302.05	\$48.90	\$7,459.57
230 Retirement Contributions	\$11,633.40	\$9,347.23	\$138.56	\$21,119.19
240 Tuition Reimbursement		\$59,896.80		\$59,896.80
250 Unemployment Compensation	\$23.85	\$44.54		\$68.39
260 Workers' Compensation	\$510.43	\$409.98	\$6.47	\$926.88
<b>Total Personnel Services - Employee Benefits</b>	<b>\$16,276.30</b>	<b>\$73,000.60</b>	<b>\$193.93</b>	<b>\$89,470.83</b>
<b>500 Other Purchased Services</b>				
580 Travel	\$4,404.03	\$5,176.27		\$9,580.30
<b>Total Other Purchased Services</b>	<b>\$4,404.03</b>	<b>\$5,176.27</b>		<b>\$9,580.30</b>
<b>600 Supplies</b>				
640 Books and Periodicals	\$1,299.28	\$1,299.27		\$2,598.55
<b>Total Supplies</b>	<b>\$1,299.28</b>	<b>\$1,299.27</b>		<b>\$2,598.55</b>
<b>Total 2270 Instructional Staff Professional Development Services</b>	<b>\$76,341.41</b>	<b>\$123,154.87</b>	<b>\$841.43</b>	<b>\$200,337.71</b>

**General Fund (10)**

	<u>Elementary</u>	<u>Secondary</u>	<u>Federal</u>	<u>Total</u>
<b>2290 Other Instructional Staff Services</b>				
<b>500 Other Purchased Services</b>				
580 Travel	\$1,007.26			\$1,007.26
<b>Total Other Purchased Services</b>	<b>\$1,007.26</b>			<b>\$1,007.26</b>
<b>600 Supplies</b>				
610 General Supplies		\$78.14		\$78.14
<b>Total Supplies</b>		<b>\$78.14</b>		<b>\$78.14</b>
<b>Total 2290 Other Instructional Staff Services</b>	<b>\$1,007.26</b>	<b>\$78.14</b>		<b>\$1,085.40</b>

**General Fund (10)**

**2300 Support Services - Administration**

	<u>Elementary</u>	<u>Secondary</u>	<u>Federal</u>	<u>Total</u>
<b>100 Personnel Services - Salaries</b>				
100 Personnel Services - Salaries	\$252,472.86	\$335,129.61		\$784,730.09
<b>Total Personnel Services - Salaries</b>	<b>\$252,472.86</b>	<b>\$335,129.61</b>		<b>\$784,730.09</b>
<b>200 Personnel Services - Employee Benefits</b>				
210 Group Insurance - Contracted Provider	\$38,542.13	\$43,823.82		\$93,873.53
220 Social Security Contributions	\$19,174.57	\$25,276.15		\$59,224.33
230 Retirement Contributions	\$51,976.09	\$70,470.93		\$154,697.89
240 Tuition Reimbursement		\$16,214.45		\$16,214.45
250 Unemployment Compensation	\$221.29	\$286.70		\$731.81
260 Workers' Compensation	\$2,371.83	\$3,170.19		\$7,377.98
<b>Total Personnel Services - Employee Benefits</b>	<b>\$112,285.91</b>	<b>\$159,242.24</b>		<b>\$332,119.99</b>
<b>300 Purchased Professional and Technical Services</b>				
310 Official / Administrative Services				\$2,340.00
330 Other Professional Services				\$118,011.05
340 Technical Services		\$820.22		\$820.22
<b>Total Purchased Professional and Technical Services</b>		<b>\$820.22</b>		<b>\$121,171.27</b>
<b>400 Purchased Property Services</b>				
440 Rentals	\$432.00	\$2,819.28		\$3,251.28
<b>Total Purchased Property Services</b>	<b>\$432.00</b>	<b>\$2,819.28</b>		<b>\$3,251.28</b>
<b>500 Other Purchased Services</b>				
520 Insurance - General				\$14,259.00
530 Communications	\$3,363.06			\$3,363.06
549 Other Advertising/Public Relations				\$16,491.89
580 Travel	\$1,070.10	\$760.55		\$5,590.76
<b>Total Other Purchased Services</b>	<b>\$4,433.16</b>	<b>\$760.55</b>		<b>\$39,704.71</b>
<b>600 Supplies</b>				
610 General Supplies	\$10,750.48	\$4,078.36		\$23,935.32
630 Food				\$51.03
640 Books and Periodicals				\$90.70
<b>Total Supplies</b>	<b>\$10,750.48</b>	<b>\$4,078.36</b>		<b>\$24,077.05</b>
<b>700 Property</b>				
760 Equipment - Replacement		\$353.12		\$353.12
<b>Total Property</b>		<b>\$353.12</b>		<b>\$353.12</b>
<b>800 Other Objects</b>				
810 Dues and Fees	\$1,856.00	\$1,604.00		\$18,112.64
890 Miscellaneous Expenditures		\$6,134.62		\$6,353.40
<b>Total Other Objects</b>	<b>\$1,856.00</b>	<b>\$7,738.62</b>		<b>\$24,466.04</b>
<b>Total 2300 Support Services - Administration</b>	<b>\$382,230.41</b>	<b>\$510,942.00</b>		<b>\$1,329,873.55</b>

**General Fund (10)**

**2310 Board Services**

Elementary

Secondary

Federal

Total

**300 Purchased Professional and Technical Services**

330 Other Professional Services

\$26,975.00

**Total Purchased Professional and Technical Services**

**\$26,975.00**

**500 Other Purchased Services**

520 Insurance - General

\$14,259.00

549 Other Advertising/Public Relations

\$16,141.89

580 Travel

\$706.39

**Total Other Purchased Services**

**\$31,107.28**

**600 Supplies**

610 General Supplies

\$427.63

630 Food

\$51.03

**Total Supplies**

**\$478.66**

**800 Other Objects**

810 Dues and Fees

\$12,133.64

890 Miscellaneous Expenditures

\$180.00

**Total Other Objects**

**\$12,313.64**

**Total 2310 Board Services**

**\$70,874.58**



LEA : 111312503    Huntingdon Area SD

Printed 10/27/2015 4:12:01 PM

**General Fund (10)**

**2320 Board Treasurer Services**

Elementary

Secondary

Federal

Total

**300 Purchased Professional and Technical Services**

310 Official / Administrative Services

\$2,340.00

**Total Purchased Professional and Technical Services**

**\$2,340.00**

**Total 2320 Board Treasurer Services**

**\$2,340.00**

**General Fund (10)**

**2330 Tax Assessment and Collection Services**

Elementary

Secondary

Federal

Total

**100 Personnel Services - Salaries**

100 Personnel Services - Salaries

\$45,045.00

**Total Personnel Services - Salaries**

**\$45,045.00**

**200 Personnel Services - Employee Benefits**

220 Social Security Contributions

\$3,446.28

250 Unemployment Compensation

\$157.16

260 Workers' Compensation

\$423.05

**Total Personnel Services - Employee Benefits**

**\$4,026.49**

**300 Purchased Professional and Technical Services**

330 Other Professional Services

\$73,202.55

**Total Purchased Professional and Technical Services**

**\$73,202.55**

**600 Supplies**

610 General Supplies

\$5,898.71

**Total Supplies**

**\$5,898.71**

**Total 2330 Tax Assessment and Collection Services**

**\$128,172.75**

LEA : 111312503    Huntingdon Area SD

Printed 10/27/2015 4:12:01 PM

**General Fund (10)**

**2350 Legal and Accounting Services**

Elementary

Secondary

Federal

Total

**300 Purchased Professional and Technical Services**

330 Other Professional Services

\$17,833.50

**Total Purchased Professional and Technical Services**

**\$17,833.50**

**Total 2350 Legal and Accounting Services**

**\$17,833.50**

**General Fund (10)**

**2360 Office of the Superintendent / Executive Director Services**

Elementary

Secondary

Federal

Total

<b>100 Personnel Services - Salaries</b>				
100 Personnel Services - Salaries				\$152,082.62
<b>Total Personnel Services - Salaries</b>				<b>\$152,082.62</b>
<b>200 Personnel Services - Employee Benefits</b>				
210 Group Insurance - Contracted Provider				\$11,507.58
220 Social Security Contributions				\$11,327.33
230 Retirement Contributions				\$32,250.87
250 Unemployment Compensation				\$66.66
260 Workers' Compensation				\$1,412.91
<b>Total Personnel Services - Employee Benefits</b>				<b>\$56,565.35</b>
<b>500 Other Purchased Services</b>				
549 Other Advertising/Public Relations				\$350.00
580 Travel				\$3,053.72
<b>Total Other Purchased Services</b>				<b>\$3,403.72</b>
<b>600 Supplies</b>				
610 General Supplies				\$2,780.14
640 Books and Periodicals				\$90.70
<b>Total Supplies</b>				<b>\$2,870.84</b>
<b>800 Other Objects</b>				
810 Dues and Fees				\$2,519.00
890 Miscellaneous Expenditures				\$38.78
<b>Total Other Objects</b>				<b>\$2,557.78</b>
<b>Total 2360 Office of the Superintendent / Executive Director Services</b>				<b>\$217,480.31</b>

**General Fund (10)**

**2380 Office of the Principal Services**

**100 Personnel Services - Salaries**

	<u>Elementary</u>	<u>Secondary</u>	<u>Federal</u>	<u>Total</u>
100 Personnel Services - Salaries	\$252,472.86	\$335,129.61		\$587,602.47

<b>Total Personnel Services - Salaries</b>	<b>\$252,472.86</b>	<b>\$335,129.61</b>		<b>\$587,602.47</b>
--	---------------------	---------------------	--	---------------------

**200 Personnel Services - Employee Benefits**

210 Group Insurance - Contracted Provider	\$38,542.13	\$43,823.82		\$82,365.95
---	-------------	-------------	--	-------------

220 Social Security Contributions	\$19,174.57	\$25,276.15		\$44,450.72
-----------------------------------	-------------	-------------	--	-------------

230 Retirement Contributions	\$51,976.09	\$70,470.93		\$122,447.02
------------------------------	-------------	-------------	--	--------------

240 Tuition Reimbursement		\$16,214.45		\$16,214.45
---------------------------	--	-------------	--	-------------

250 Unemployment Compensation	\$221.29	\$286.70		\$507.99
-------------------------------	----------	----------	--	----------

260 Workers' Compensation	\$2,371.83	\$3,170.19		\$5,542.02
---------------------------	------------	------------	--	------------

<b>Total Personnel Services - Employee Benefits</b>	<b>\$112,285.91</b>	<b>\$159,242.24</b>		<b>\$271,528.15</b>
---	---------------------	---------------------	--	---------------------

**300 Purchased Professional and Technical Services**

340 Technical Services		\$820.22		\$820.22
------------------------	--	----------	--	----------

<b>Total Purchased Professional and Technical Services</b>		<b>\$820.22</b>		<b>\$820.22</b>
--	--	-----------------	--	-----------------

**400 Purchased Property Services**

440 Rentals	\$432.00	\$2,819.28		\$3,251.28
-------------	----------	------------	--	------------

<b>Total Purchased Property Services</b>	<b>\$432.00</b>	<b>\$2,819.28</b>		<b>\$3,251.28</b>
--	-----------------	-------------------	--	-------------------

**500 Other Purchased Services**

530 Communications	\$3,363.06			\$3,363.06
--------------------	------------	--	--	------------

580 Travel	\$1,070.10	\$760.55		\$1,830.65
------------	------------	----------	--	------------

<b>Total Other Purchased Services</b>	<b>\$4,433.16</b>	<b>\$760.55</b>		<b>\$5,193.71</b>
---------------------------------------	-------------------	-----------------	--	-------------------

**600 Supplies**

610 General Supplies	\$10,750.48	\$4,078.36		\$14,828.84
----------------------	-------------	------------	--	-------------

<b>Total Supplies</b>	<b>\$10,750.48</b>	<b>\$4,078.36</b>		<b>\$14,828.84</b>
-----------------------	--------------------	-------------------	--	--------------------

**700 Property**

760 Equipment - Replacement		\$353.12		\$353.12
-----------------------------	--	----------	--	----------

<b>Total Property</b>		<b>\$353.12</b>		<b>\$353.12</b>
-----------------------	--	-----------------	--	-----------------

**800 Other Objects**

810 Dues and Fees	\$1,856.00	\$1,604.00		\$3,460.00
-------------------	------------	------------	--	------------

890 Miscellaneous Expenditures		\$6,134.62		\$6,134.62
--------------------------------	--	------------	--	------------

<b>Total Other Objects</b>	<b>\$1,856.00</b>	<b>\$7,738.62</b>		<b>\$9,594.62</b>
----------------------------	-------------------	-------------------	--	-------------------

<b>Total 2380 Office of the Principal Services</b>	<b>\$382,230.41</b>	<b>\$510,942.00</b>		<b>\$893,172.41</b>
--	---------------------	---------------------	--	---------------------

**General Fund (10)**

**2400 Support Services - Pupil Health**

Elementary

Secondary

Federal

Total

**100 Personnel Services - Salaries**

100 Personnel Services - Salaries

\$159,930.64

**Total Personnel Services - Salaries**

**\$159,930.64**

**200 Personnel Services - Employee Benefits**

210 Group Insurance - Contracted Provider

\$73,531.25

220 Social Security Contributions

\$11,602.92

230 Retirement Contributions

\$34,181.54

250 Unemployment Compensation

\$298.24

260 Workers' Compensation

\$1,531.70

**Total Personnel Services - Employee Benefits**

**\$121,145.65**

**300 Purchased Professional and Technical Services**

330 Other Professional Services

\$11,125.40

**Total Purchased Professional and Technical Services**

**\$11,125.40**

**500 Other Purchased Services**

580 Travel

\$1,145.53

**Total Other Purchased Services**

**\$1,145.53**

**600 Supplies**

610 General Supplies

\$8,265.24

**Total Supplies**

**\$8,265.24**

**Total 2400 Support Services - Pupil Health**

**\$301,612.46**

**General Fund (10)**

**2440 Nursing Services**

Elementary

Secondary

Federal

Total

**100 Personnel Services - Salaries**

100 Personnel Services - Salaries

\$159,930.64

**Total Personnel Services - Salaries**

**\$159,930.64**

**200 Personnel Services - Employee Benefits**

210 Group Insurance - Contracted Provider

\$73,531.25

220 Social Security Contributions

\$11,602.92

230 Retirement Contributions

\$34,181.54

250 Unemployment Compensation

\$298.24

260 Workers' Compensation

\$1,531.70

**Total Personnel Services - Employee Benefits**

**\$121,145.65**

**300 Purchased Professional and Technical Services**

330 Other Professional Services

\$11,125.40

**Total Purchased Professional and Technical Services**

**\$11,125.40**

**500 Other Purchased Services**

580 Travel

\$1,145.53

**Total Other Purchased Services**

**\$1,145.53**

**600 Supplies**

610 General Supplies

\$8,265.24

**Total Supplies**

**\$8,265.24**

**Total 2440 Nursing Services**

**\$301,612.46**





General Fund (10)

2590 Other Support Services - Business

Elementary                      Secondary                      Federal                      Total

100 Personnel Services - Salaries

100 Personnel Services - Salaries \$217,526.18

**Total Personnel Services - Salaries \$217,526.18**

200 Personnel Services - Employee Benefits

210 Group Insurance - Contracted Provider \$53,976.75

220 Social Security Contributions \$16,033.59

230 Retirement Contributions \$38,119.45

250 Unemployment Compensation \$144.65

260 Workers' Compensation \$2,041.59

**Total Personnel Services - Employee Benefits \$110,316.03**

300 Purchased Professional and Technical Services

330 Other Professional Services \$23,112.02

340 Technical Services \$9,834.89

**Total Purchased Professional and Technical Services \$32,946.91**

400 Purchased Property Services

430 Repairs and Maintenance Services \$3,196.25

440 Rentals \$12,142.94

**Total Purchased Property Services \$15,339.19**

500 Other Purchased Services

520 Insurance - General \$334.00

530 Communications \$3,500.00

580 Travel \$1,357.13

**Total Other Purchased Services \$5,191.13**

600 Supplies

610 General Supplies \$12,942.55

**Total Supplies \$12,942.55**

700 Property

750 Equipment - Original and Additional \$1,598.04

**Total Property \$1,598.04**

800 Other Objects

810 Dues and Fees \$2,778.75

**Total Other Objects \$2,778.75**

**Total 2590 Other Support Services - Business \$398,638.78**

**General Fund (10)**

**2600 Operation and Maintenance of Plant Services**

Elementary                      Secondary                      Federal                      Total

<b>100</b>	<b><u>Personnel Services - Salaries</u></b>			
	100 Personnel Services - Salaries			\$767,748.15
<b>Total Personnel Services - Salaries</b>				<b>\$767,748.15</b>
<b>200</b>	<b><u>Personnel Services - Employee Benefits</u></b>			
	210 Group Insurance - Contracted Provider			\$184,152.81
	220 Social Security Contributions			\$57,936.08
	230 Retirement Contributions			\$163,077.00
	250 Unemployment Compensation			\$916.28
	260 Workers' Compensation			\$7,253.80
<b>Total Personnel Services - Employee Benefits</b>				<b>\$413,335.97</b>
<b>300</b>	<b><u>Purchased Professional and Technical Services</u></b>			
	330 Other Professional Services			\$3,085.12
	350 Security / Safety Services			\$25,500.00
<b>Total Purchased Professional and Technical Services</b>				<b>\$28,585.12</b>
<b>400</b>	<b><u>Purchased Property Services</u></b>			
	410 Cleaning Services			\$13,332.00
	420 Utility Services			\$468,772.54
	430 Repairs and Maintenance Services			\$101,365.52
	440 Rentals			\$2,610.45
<b>Total Purchased Property Services</b>				<b>\$586,080.51</b>
<b>500</b>	<b><u>Other Purchased Services</u></b>			
	523 General Property and Liability Insurance			\$90,765.00
	530 Communications			\$25,308.88
	580 Travel			\$1,350.19
<b>Total Other Purchased Services</b>				<b>\$117,424.07</b>
<b>600</b>	<b><u>Supplies</u></b>			
	610 General Supplies	\$55,708.87	\$105,410.21	\$161,119.08
	620 Energy			\$179,860.51
<b>Total Supplies</b>				<b>\$340,979.59</b>
<b>700</b>	<b><u>Property</u></b>			
	750 Equipment - Original and Additional			\$306.33
	760 Equipment - Replacement			\$165,447.60
<b>Total Property</b>				<b>\$165,753.93</b>
<b>800</b>	<b><u>Other Objects</u></b>			
	810 Dues and Fees			\$247.00
<b>Total Other Objects</b>				<b>\$247.00</b>
<b>Total 2600 Operation and Maintenance of Plant Services</b>		<b>\$55,708.87</b>	<b>\$105,410.21</b>	<b>\$2,420,154.34</b>

**General Fund (10)**

**2660 Safety and Security Services**

Elementary

Secondary

Federal

Total

**300 Purchased Professional and Technical Services**

350 Security / Safety Services

\$25,500.00

**Total Purchased Professional and Technical Services**

**\$25,500.00**

**600 Supplies**

610 General Supplies

\$147.14

\$147.14

\$294.28

**Total Supplies**

**\$147.14**

**\$147.14**

**\$294.28**

**Total 2660 Safety and Security Services**

**\$147.14**

**\$147.14**

**\$25,794.28**

**General Fund (10)**

**2690 Other Operation and Maintenance of Plant Services**

Elementary                      Secondary                      Federal                      Total

<b>100</b>	<b><u>Personnel Services - Salaries</u></b>			
	100 Personnel Services - Salaries			\$767,748.15
<b>Total Personnel Services - Salaries</b>				<b>\$767,748.15</b>
<b>200</b>	<b><u>Personnel Services - Employee Benefits</u></b>			
	210 Group Insurance - Contracted Provider			\$184,152.81
	220 Social Security Contributions			\$57,936.08
	230 Retirement Contributions			\$163,077.00
	250 Unemployment Compensation			\$916.28
	260 Workers' Compensation			\$7,253.80
<b>Total Personnel Services - Employee Benefits</b>				<b>\$413,335.97</b>
<b>300</b>	<b><u>Purchased Professional and Technical Services</u></b>			
	330 Other Professional Services			\$3,085.12
<b>Total Purchased Professional and Technical Services</b>				<b>\$3,085.12</b>
<b>400</b>	<b><u>Purchased Property Services</u></b>			
	410 Cleaning Services			\$13,332.00
	420 Utility Services			\$468,772.54
	430 Repairs and Maintenance Services			\$101,365.52
	440 Rentals			\$2,610.45
<b>Total Purchased Property Services</b>				<b>\$586,080.51</b>
<b>500</b>	<b><u>Other Purchased Services</u></b>			
	523 General Property and Liability Insurance			\$90,765.00
	530 Communications			\$25,308.88
	580 Travel			\$1,350.19
<b>Total Other Purchased Services</b>				<b>\$117,424.07</b>
<b>600</b>	<b><u>Supplies</u></b>			
	610 General Supplies	\$55,561.73	\$105,263.07	\$160,824.80
	620 Energy			\$179,860.51
<b>Total Supplies</b>		<b>\$55,561.73</b>	<b>\$105,263.07</b>	<b>\$340,685.31</b>
<b>700</b>	<b><u>Property</u></b>			
	750 Equipment - Original and Additional			\$306.33
	760 Equipment - Replacement			\$165,447.60
<b>Total Property</b>				<b>\$165,753.93</b>
<b>800</b>	<b><u>Other Objects</u></b>			
	810 Dues and Fees			\$247.00
<b>Total Other Objects</b>				<b>\$247.00</b>
<b>Total 2690 Other Operation and Maintenance of Plant Services</b>		<b>\$55,561.73</b>	<b>\$105,263.07</b>	<b>\$2,394,360.06</b>

**General Fund (10)**

**2700 Student Transportation Services**

Elementary

Secondary

Federal

Total

**100 Personnel Services - Salaries**

100 Personnel Services - Salaries

\$14,326.39

**Total Personnel Services - Salaries**

**\$14,326.39**

**200 Personnel Services - Employee Benefits**

210 Group Insurance - Contracted Provider

\$6,748.22

220 Social Security Contributions

\$1,052.91

230 Retirement Contributions

\$3,065.91

250 Unemployment Compensation

\$18.56

260 Workers' Compensation

\$143.33

**Total Personnel Services - Employee Benefits**

**\$11,028.93**

**400 Purchased Property Services**

430 Repairs and Maintenance Services

\$311.83

440 Rentals

\$5,906.72

**Total Purchased Property Services**

**\$6,218.55**

**500 Other Purchased Services**

513 Contracted Carriers

\$1,950,144.39

516 Student Transportation Services From the IU

\$24,603.45

**Total Other Purchased Services**

**\$1,974,747.84**

**600 Supplies**

610 General Supplies

\$6,950.00

620 Energy

\$115.96

**Total Supplies**

**\$7,065.96**

**Total 2700 Student Transportation Services**

**\$2,013,387.67**

**General Fund (10)**

**2750 Nonpublic Transportation**

Elementary

Secondary

Federal

Total

**500 Other Purchased Services**

513 Contracted Carriers

\$82,965.47

**Total Other Purchased Services**

**\$82,965.47**

**Total 2750 Nonpublic Transportation**

**\$82,965.47**

**General Fund (10)**

**2790 Other Student Transportation Services**

Elementary

Secondary

Federal

Total

**100 Personnel Services - Salaries**

100 Personnel Services - Salaries

\$14,326.39

**Total Personnel Services - Salaries**

**\$14,326.39**

**200 Personnel Services - Employee Benefits**

210 Group Insurance - Contracted Provider

\$6,748.22

220 Social Security Contributions

\$1,052.91

230 Retirement Contributions

\$3,065.91

250 Unemployment Compensation

\$18.56

260 Workers' Compensation

\$143.33

**Total Personnel Services - Employee Benefits**

**\$11,028.93**

**400 Purchased Property Services**

430 Repairs and Maintenance Services

\$311.83

440 Rentals

\$5,906.72

**Total Purchased Property Services**

**\$6,218.55**

**500 Other Purchased Services**

513 Contracted Carriers

\$1,867,178.92

516 Student Transportation Services From the IU

\$24,603.45

**Total Other Purchased Services**

**\$1,891,782.37**

**600 Supplies**

610 General Supplies

\$6,950.00

620 Energy

\$115.96

**Total Supplies**

**\$7,065.96**

**Total 2790 Other Student Transportation Services**

**\$1,930,422.20**

**General Fund (10)**

**2800 Support Services - Central**

Elementary

Secondary

Federal

Total

**100 Personnel Services - Salaries**

100 Personnel Services - Salaries

\$3,387.25

**Total Personnel Services - Salaries**

**\$3,387.25**

**200 Personnel Services - Employee Benefits**

220 Social Security Contributions

\$256.33

230 Retirement Contributions

\$685.51

250 Unemployment Compensation

\$14.55

260 Workers' Compensation

\$33.88

**Total Personnel Services - Employee Benefits**

**\$990.27**

**800 Other Objects**

890 Miscellaneous Expenditures

\$390.00

**Total Other Objects**

**\$390.00**

**Total 2800 Support Services - Central**

**\$4,767.52**



**General Fund (10)**

**2810 Planning, Research, Development and Evaluation Services**

Elementary

Secondary

Federal

Total

**100 Personnel Services - Salaries**

100 Personnel Services - Salaries

\$3,387.25

**Total Personnel Services - Salaries**

**\$3,387.25**

**200 Personnel Services - Employee Benefits**

220 Social Security Contributions

\$256.33

230 Retirement Contributions

\$685.51

250 Unemployment Compensation

\$14.55

260 Workers' Compensation

\$33.88

**Total Personnel Services - Employee Benefits**

**\$990.27**

**Total 2810 Planning, Research, Development and Evaluation Services**

**\$4,377.52**

LEA : 111312503    Huntingdon Area SD

Printed 10/27/2015 4:12:01 PM

**General Fund (10)**

**2830 Staff Services**

Elementary

Secondary

Federal

Total

**800 Other Objects**

890 Miscellaneous Expenditures

\$390.00

**Total Other Objects**

**\$390.00**

**Total 2830 Staff Services**

**\$390.00**

LEA : 111312503    Huntingdon Area SD

Printed 10/27/2015 4:12:01 PM

**General Fund (10)**

**2832 Recruitment and Placement Services**

Elementary

Secondary

Federal

Total

**800 Other Objects**

890 Miscellaneous Expenditures

\$390.00

**Total Other Objects**

**\$390.00**

**Total 2832 Recruitment and Placement Services**

**\$390.00**

**General Fund (10)**

<b>3000 Operation of Non-Instructional Services</b>	<b><u>Total</u></b>
<b>100 <u>Personnel Services - Salaries</u></b>	
100 Personnel Services - Salaries	\$219,572.79
<b>Total Personnel Services - Salaries</b>	<b>\$219,572.79</b>
<b>200 <u>Personnel Services - Employee Benefits</u></b>	
220 Social Security Contributions	\$16,760.33
230 Retirement Contributions	\$45,597.37
250 Unemployment Compensation	\$1,136.42
260 Workers' Compensation	\$2,205.74
<b>Total Personnel Services - Employee Benefits</b>	<b>\$65,699.86</b>
<b>300 <u>Purchased Professional and Technical Services</u></b>	
330 Other Professional Services	\$59,260.38
<b>Total Purchased Professional and Technical Services</b>	<b>\$59,260.38</b>
<b>400 <u>Purchased Property Services</u></b>	
430 Repairs and Maintenance Services	\$3,494.75
440 Rentals	\$6,880.00
<b>Total Purchased Property Services</b>	<b>\$10,374.75</b>
<b>500 <u>Other Purchased Services</u></b>	
510 Student Transportation Services	\$60,299.37
550 Printing and Binding	\$95.00
580 Travel	\$17,859.25
<b>Total Other Purchased Services</b>	<b>\$78,253.62</b>
<b>600 <u>Supplies</u></b>	
610 General Supplies	\$49,032.26
<b>Total Supplies</b>	<b>\$49,032.26</b>
<b>800 <u>Other Objects</u></b>	
810 Dues and Fees	\$3,457.75
<b>Total Other Objects</b>	<b>\$3,457.75</b>
<b>Total 3000 Operation of Non-Instructional Services</b>	<b>\$485,651.41</b>

**General Fund (10)**

**3200 Student Activities**

Elementary

Secondary

Federal

Total

**100 Personnel Services - Salaries**

100 Personnel Services - Salaries

\$219,572.79

**Total Personnel Services - Salaries**

**\$219,572.79**

**200 Personnel Services - Employee Benefits**

220 Social Security Contributions

\$16,760.33

230 Retirement Contributions

\$45,597.37

250 Unemployment Compensation

\$1,136.42

260 Workers' Compensation

\$2,205.74

**Total Personnel Services - Employee Benefits**

**\$65,699.86**

**300 Purchased Professional and Technical Services**

330 Other Professional Services

\$59,260.38

**Total Purchased Professional and Technical Services**

**\$59,260.38**

**400 Purchased Property Services**

430 Repairs and Maintenance Services

\$3,494.75

440 Rentals

\$6,880.00

**Total Purchased Property Services**

**\$10,374.75**

**500 Other Purchased Services**

510 Student Transportation Services

\$60,299.37

550 Printing and Binding

\$95.00

580 Travel

\$17,859.25

**Total Other Purchased Services**

**\$78,253.62**

**600 Supplies**

610 General Supplies

\$49,032.26

**Total Supplies**

**\$49,032.26**

**800 Other Objects**

810 Dues and Fees

\$3,457.75

**Total Other Objects**

**\$3,457.75**

**Total 3200 Student Activities**

**\$485,651.41**

**General Fund (10)**

**5000 Other Expenditures and Financing Uses**

**Total**

**800 Other Objects**

830 Interest	\$930,138.04
880 Refunds of Prior Years' Receipts	\$35,666.31

<b>Total Other Objects</b>	<b>\$965,804.35</b>
----------------------------	---------------------

**900 Other Uses of Funds**

910 Redemption of Principal	\$1,125,000.00
930 Fund Transfers	\$150,000.00
932 Capital Reserve Fund Transfers Applicable To Fund 32	\$300,833.33

<b>Total Other Uses of Funds</b>	<b>\$1,575,833.33</b>
----------------------------------	-----------------------

<b>Total 5000 Other Expenditures and Financing Uses</b>	<b>\$2,541,637.68</b>
---	-----------------------

LEA : 111312503    Huntingdon Area SD

Printed 10/27/2015 4:12:06 PM

**General Fund (10)**

<b>5100 Debt Service / Other Expenditures and Financing Uses</b>	<u>Elementary</u>	<u>Secondary</u>	<u>Federal</u>	<u>Total</u>
<b>800 Other Objects</b>				
830 Interest				\$930,138.04
880 Refunds of Prior Years' Receipts				\$35,666.31
<b>Total Other Objects</b>				<b>\$965,804.35</b>
<b>900 Other Uses of Funds</b>				
910 Redemption of Principal				\$1,125,000.00
<b>Total Other Uses of Funds</b>				<b>\$1,125,000.00</b>
<b>Total 5100 Debt Service / Other Expenditures and Financing Uses</b>				<b>\$2,090,804.35</b>

LEA : 111312503    Huntingdon Area SD

Printed 10/27/2015 4:12:06 PM

**General Fund (10)**

	<u>Elementary</u>	<u>Secondary</u>	<u>Federal</u>	<u>Total</u>
<b>5110 Debt Service</b>				
<b>800 Other Objects</b>				
830 Interest				\$930,138.04
<b>Total Other Objects</b>				<b>\$930,138.04</b>
<b>900 Other Uses of Funds</b>				
910 Redemption of Principal				\$1,125,000.00
<b>Total Other Uses of Funds</b>				<b>\$1,125,000.00</b>
<b>Total 5110 Debt Service</b>				<b>\$2,055,138.04</b>



LEA : 111312503    Huntingdon Area SD

Printed 10/27/2015 4:12:06 PM

**General Fund (10)**

	<u>Elementary</u>	<u>Secondary</u>	<u>Federal</u>	<u>Total</u>
<b>5130 Refund of Prior Year Revenues / Receipts</b>				
<b>800 <u>Other Objects</u></b>				
880 Refunds of Prior Years' Receipts				\$35,666.31
<b>Total Other Objects</b>				<b>\$35,666.31</b>
<b>Total 5130 Refund of Prior Year Revenues / Receipts</b>				<b>\$35,666.31</b>

LEA : 111312503    Huntingdon Area SD

Printed 10/27/2015 4:12:06 PM

**General Fund (10)**

	<u>Elementary</u>	<u>Secondary</u>	<u>Federal</u>	<u>Total</u>
<b>5200 Interfund Transfers - Out</b>				
<b>900 <u>Other Uses of Funds</u></b>				
930 Fund Transfers				\$150,000.00
932 Capital Reserve Fund Transfers Applicable To Fund 32				\$300,833.33
<b>Total Other Uses of Funds</b>				<b>\$450,833.33</b>
<b>Total 5200 Interfund Transfers - Out</b>				<b>\$450,833.33</b>

LEA : 111312503    Huntingdon Area SD

Printed 10/27/2015 4:12:06 PM

**General Fund (10)**

**5230 Capital Projects Fund Transfers**

Elementary

Secondary

Federal

Total

**900 Other Uses of Funds**

932 Capital Reserve Fund Transfers Applicable To Fund 32

\$300,833.33

**Total Other Uses of Funds**

**\$300,833.33**

**Total 5230 Capital Projects Fund Transfers**

**\$300,833.33**

**General Fund (10)**

**5250 Enterprise Fund Transfers**

Elementary

Secondary

Federal

Total

**900 Other Uses of Funds**

930 Fund Transfers

\$150,000.00

**Total Other Uses of Funds**

**\$150,000.00**

**Total 5250 Enterprise Fund Transfers**

**\$150,000.00**

LEA : 111312503    Huntingdon Area SD

Printed 10/27/2015 4:12:04 PM

**Capital Reserve Fund - § 1431 (32)**

**2000 Support Services**

**600 Supplies**

610 General Supplies

**Total**

\$50,003.00

**Total Supplies**

**\$50,003.00**

**Total 2000 Support Services**

**\$50,003.00**

LEA : 111312503    Huntingdon Area SD

Printed 10/27/2015 4:12:04 PM

Capital Reserve Fund - § 1431 (32)

2600 Operation and Maintenance of Plant Services

600 Supplies

610 General Supplies

	<u>Elementary</u>	<u>Secondary</u>	<u>Federal</u>	<u>Total</u>
<b>Total Supplies</b>	<b>\$25,002.00</b>	<b>\$25,001.00</b>		<b>\$50,003.00</b>
<b>Total 2600 Operation and Maintenance of Plant Services</b>	<b>\$25,002.00</b>	<b>\$25,001.00</b>		<b>\$50,003.00</b>

LEA : 111312503    Huntingdon Area SD

Printed 10/27/2015 4:12:04 PM

Capital Reserve Fund - § 1431 (32)

2690 Other Operation and Maintenance of Plant Services

600 Supplies

610 General Supplies

	<u>Elementary</u>	<u>Secondary</u>	<u>Federal</u>	<u>Total</u>
<b>Total Supplies</b>	<b>\$25,002.00</b>	<b>\$25,001.00</b>		<b>\$50,003.00</b>
<b>Total 2690 Other Operation and Maintenance of Plant Services</b>	<b>\$25,002.00</b>	<b>\$25,001.00</b>		<b>\$50,003.00</b>

**Other Capital Projects Fund (39)**

**4000 Facilities Acquisition, Construction and Improvement Services**

**Total**

**300 Purchased Professional and Technical Services**

340 Technical Services

\$214,372.00

**Total Purchased Professional and Technical Services**

**\$214,372.00**

**600 Supplies**

610 General Supplies

\$89,149.00

**Total Supplies**

**\$89,149.00**

**700 Property**

750 Equipment - Original and Additional

\$1,477.00

**Total Property**

**\$1,477.00**

**Total 4000 Facilities Acquisition, Construction and Improvement Services**

**\$304,998.00**



LEA : 111312503    Huntingdon Area SD

Printed 10/27/2015 4:12:06 PM

**Other Capital Projects Fund (39)**

**4500 Building Acquisition and Construction Services - Original and Additional**

Elementary

Secondary

Federal

Total

**300 Purchased Professional and Technical Services**

340 Technical Services

\$214,372.00

**Total Purchased Professional and Technical Services**

**\$214,372.00**

**600 Supplies**

610 General Supplies

\$89,149.00

**Total Supplies**

**\$89,149.00**

**700 Property**

750 Equipment - Original and Additional

\$1,477.00

**Total Property**

**\$1,477.00**

**Total 4500 Building Acquisition and Construction Services - Original and Additional**

**\$304,998.00**

	<u>General Fund (10)</u>	<u>Public Purpose Trust (27)</u>	<u>Other Compt Athletic / Activity (29)</u>	<u>Capital Reserve (690) 1850 (31)</u>	<u>Capital Reserve (1431) (32)</u>
<b>1000 Instruction</b>					
1100 Regular Programs - Elementary / Secondary	\$8,911,555.83				
1200 Special Programs - Elementary / Secondary	\$4,135,396.32				
1300 Vocational Education	\$849,098.79				
1400 Other Instructional Programs - Elementary / Secondary	\$203,086.94				
<b>Total Instruction</b>	<b>\$14,099,137.88</b>				
<b>2000 Support Services</b>					
2100 Support Services - Students	\$880,125.22				
2200 Support Services - Instructional Staff	\$1,068,834.67				
2300 Support Services - Administration	\$1,329,873.55				
2400 Support Services - Pupil Health	\$301,612.46				
2500 Support Services - Business	\$398,638.78				
2600 Operation and Maintenance of Plant Services	\$2,420,154.34				\$50,003.00
2700 Student Transportation Services	\$2,013,387.67				
2800 Support Services - Central	\$4,767.52				
<b>Total Support Services</b>	<b>\$8,417,394.21</b>				<b>\$50,003.00</b>
<b>3000 Operation of Non-Instructional Services</b>					
3200 Student Activities	\$485,651.41				
<b>Total Operation of Non-Instructional Services</b>	<b>\$485,651.41</b>				
<b>4000 Facilities Acquisition, Construction and Improvement Services</b>					
4500 Building Acquisition and Construction Services - Original and Additional					
<b>Total Facilities Acquisition, Construction and Improvement Services</b>					
<b>5000 Other Expenditures and Financing Uses</b>					
5100 Debt Service / Other Expenditures and Financing Uses	\$2,090,804.35				
5200 Interfund Transfers - Out	\$450,833.33				
<b>Total Other Expenditures and Financing Uses</b>	<b>\$2,541,637.68</b>				
<b>TOTAL ACTUAL EXPENDITURES &amp; OTHER FINANCING USES</b>	<b>\$25,543,821.18</b>				<b>\$50,003.00</b>

	<u>Other Capital Projects Fund (39)</u>	<u>Debt Service (40)</u>	<u>Permanent (90)</u>	<u>Total</u>
<b>1000 Instruction</b>				
1100 Regular Programs - Elementary / Secondary				\$8,911,555.83
1200 Special Programs - Elementary / Secondary				\$4,135,396.32
1300 Vocational Education				\$849,098.79
1400 Other Instructional Programs - Elementary / Secondary				\$203,086.94
<b>Total Instruction</b>				<b>\$14,099,137.88</b>
<b>2000 Support Services</b>				
2100 Support Services - Students				\$880,125.22
2200 Support Services - Instructional Staff				\$1,068,834.67
2300 Support Services - Administration				\$1,329,873.55
2400 Support Services - Pupil Health				\$301,612.46
2500 Support Services - Business				\$398,638.78
2600 Operation and Maintenance of Plant Services				\$2,470,157.34
2700 Student Transportation Services				\$2,013,387.67
2800 Support Services - Central				\$4,767.52
<b>Total Support Services</b>				<b>\$8,467,397.21</b>
<b>3000 Operation of Non-Instructional Services</b>				
3200 Student Activities				\$485,651.41
<b>Total Operation of Non-Instructional Services</b>				<b>\$485,651.41</b>
<b>4000 Facilities Acquisition, Construction and Improvement Services</b>				
4500 Building Acquisition and Construction Services - Original and Additional	\$304,998.00			\$304,998.00
<b>Total Facilities Acquisition, Construction and Improvement Services</b>	<b>\$304,998.00</b>			<b>\$304,998.00</b>
<b>5000 Other Expenditures and Financing Uses</b>				
5100 Debt Service / Other Expenditures and Financing Uses				\$2,090,804.35
5200 Interfund Transfers - Out				\$450,833.33
<b>Total Other Expenditures and Financing Uses</b>				<b>\$2,541,637.68</b>
<b>TOTAL ACTUAL EXPENDITURES &amp; OTHER FINANCING USES</b>	<b>\$304,998.00</b>			<b>\$25,898,822.18</b>

LEA : 111312503    Huntingdon Area SD

Printed 10/27/2015 4:12:12 PM

**PSERS Salary Data (Salary Data should relate to the General Fund only)**

<b>Amount Description</b>	<b>Amount</b>
Total Salary Base for salaries subject to PSERS withholding	\$9,952,411.12
Total Federally Funded salaries subject to PSERS withholding	\$348,372.55
	<hr/>

**Title I Expenditure Data**

<b>Amount Description</b>	<b>Amount</b>
Expenditures Funded with Current Title I Funds	\$431,971.69
Expenditures Funded with Carry over Title I Funds	\$15,000.00
	<hr/>
<b>Total Title I Expenditure Data</b>	<b>\$446,971.69</b>
	<hr/>

**Title I ARRA Amount**

<b>Amount Description</b>	<b>Amount</b>
Portion of Total Title I Expenditures funded with ARRA Title I	<hr/>

**Benefits for Staff Relative to Collective Bargaining Agreements**

	<b>OBJECT</b>	<b>COVERED</b>	<b>NOT COVERED</b>	<b>TOTAL</b>
<b>10 General Fund</b>	<b>No Self Insurance data to report</b>			
	<b>211 Medical Insurance</b>	\$2,023,545.69	\$191,376.56	\$2,214,922.25
	<b>212 Dental Insurance</b>	\$51,391.37	\$6,096.68	\$57,488.05
	<b>215 Eye Care Insurance</b>		\$316.41	\$316.41
	<b>216 Prescription Insurance</b>			
	<b>271 Self-Insurance Medical Benefits</b>			
	<b>272 Self-Insurance Dental Benefits</b>			
	<b>275 Self-Insurance Eye Care Benefits</b>			
	<b>276 Self-Insurance Prescription Benefits</b>			
		<b>FUND TOTAL</b>	\$2,074,937.06	\$197,789.65
<b>50 Enterprise Fund</b>	<b>No Self Insurance data to report</b>			
	<b>211 Medical Insurance</b>	\$144,514.76	\$14,693.64	\$159,208.40
	<b>212 Dental Insurance</b>	\$3,151.02	\$598.56	\$3,749.58
	<b>215 Eye Care Insurance</b>		\$30.48	\$30.48
	<b>216 Prescription Insurance</b>			
	<b>271 Self-Insurance Medical Benefits</b>			
	<b>272 Self-Insurance Dental Benefits</b>			
	<b>275 Self-Insurance Eye Care Benefits</b>			
	<b>276 Self-Insurance Prescription Benefits</b>			
		<b>FUND TOTAL</b>	\$147,665.78	\$15,322.68
<b>60 Internal Service Fund</b>	<b>No Self Insurance data to report</b>			
	<b>211 Medical Insurance</b>			
	<b>212 Dental Insurance</b>			
	<b>215 Eye Care Insurance</b>			
	<b>216 Prescription Insurance</b>			
	<b>271 Self-Insurance Medical Benefits</b>			
	<b>272 Self-Insurance Dental Benefits</b>			
	<b>275 Self-Insurance Eye Care Benefits</b>			
	<b>276 Self-Insurance Prescription Benefits</b>			
		<b>FUND TOTAL</b>		
<b>Total of All Funds</b>		\$2,222,602.84	\$213,112.33	\$2,435,715.17

LEA : 111312503    Huntingdon Area SD

Printed 10/27/2015 4:12:13 PM

Function	Special Education (Prior Year)	Nonspecial Education (Prior Year)	Total (Prior Year)	Special Education (Current Year)	Nonspecial Education (Current Year)	Total (Current Year)
2120 Guidance Services	139,364.86	258,821.17	398,186.03	76,594.01	347,801.52	424,395.53
2140 Psychological Services	78,205.05	63,985.94	142,190.99	27,390.81	124,377.40	151,768.21
2150 Speech Pathology and Audiology Services						
2160 Social Work Services						
2260 Instruction and Curriculum Development Services	35,183.07	199,370.76	234,553.83	43,979.86	199,705.72	243,685.58
2350 Legal and Accounting Services	1,830.54	12,824.46	14,655.00	124.00	17,709.50	17,833.50
2420 Medical Services						
2440 Nursing Services	101,454.09	185,823.21	287,277.30	54,434.38	247,178.08	301,612.46
2700 Student Transportation Services	417,427.34	1,570,321.88	1,987,749.22	363,371.95	1,650,015.72	2,013,387.67
<b>Total</b>	<b>773,464.95</b>	<b>2,291,147.42</b>	<b>3,064,612.37</b>	<b>565,895.01</b>	<b>2,586,787.94</b>	<b>3,152,682.95</b>

(PRINCIPAL AMOUNTS ONLY)

**ALL GOVERNMENTAL FUND TYPES**

	Short-Term Borrowing	General Obligation Bonds/Notes	Authority Building Obligations	Other Long-Term Debt	Other Post-Employment Benefits (OPEB)	Compensated Absences
1. Debt at Beginning of Fiscal Year		32,820,000.00			393,531.00	1,113,064.00
2. Additional Debt Incurred During Year		18,685,000.00			138,634.00	
3. Retirements and Repayments		18,740,000.00				42,178.00
4. Debt at End of Fiscal Year		32,765,000.00			532,165.00	1,070,886.00
5. Accreted Interest at End Of Fiscal Year						
6. Total Debt and Accreted Interest		32,765,000.00			532,165.00	1,070,886.00
7. Current Portion P&I - Due within 1 year		2,157,768.86				
8. Interest Paid during current fiscal year		1,224,121.14				

(PRINCIPAL AMOUNTS ONLY)

**ALL PROPRIETARY FUND TYPES**

- 1. Debt at Beginning of Fiscal Year
- 2. Additional Debt Incurred During Year
- 3. Retirements and Repayments
- 4. Debt at End of Fiscal Year
- 5. Accreted Interest at End Of Fiscal Year
- 6. Total Debt and Accreted Interest
- 7. Current Portion P&I - Due within 1 year
- 8. Interest Paid during current fiscal year

**Total Principal and Interest Payments Made by Your School - All Funds**

Function	Fund		Principal (910)	Principal (920)	Interest (830)	Total (Principal +Interest)	Misc Other Uses (990)
5110	10	General Fund	1,125,000.00		930,138.04	2,055,138.04	
5110	20	Special Revenue Funds					
5110	30	Capital Projects Funds					
5110	40	Debt Service Fund					
5120	10	General Fund					
5120	20	Special Revenue Funds					
5120	30	Capital Projects Funds					
5120	40	Debt Service Fund					
<b>Total Debt Payments - Governmental Funds</b>			1,125,000.00		930,138.04	2,055,138.04	

Function	Fund		Principal (910)	Principal (920)	Interest (830)	Total (Principal +Interest)
5110	50	Enterprise Fund				
5110	60	Internal Service Fund				
5120	50	Enterprise Fund				
5120	60	Internal Service Fund				
<b>Total Debt Payments - Proprietary Funds</b>						



**Bond Details**  
**Governmental Funds**

Debt Category	Debt Issue Date (MM/YYYY)	Principal Amounts Only			Debt at End of Fiscal Year	Current Portion Due Within One Year (Principal and Interest)	Interest Paid During Fiscal Year
		Debt at Beginning of Fiscal Year	Additions	Reductions / Repayments			
Other Post-Employment Benefits (OPEB)		393,531.00	138,634.00		532,165.00		
General Obligation Bonds/Notes – CIB	06/2010	8,300,000.00		8,300,000.00			290,487.50
General Obligation Bonds/Notes – CIB	03/2011	9,965,000.00		9,320,000.00	645,000.00	36,400.00	459,481.26
General Obligation Bonds/Notes – CIB	01/2012	9,995,000.00		5,000.00	9,990,000.00	396,212.50	391,356.26
General Obligation Bonds/Notes – CIB	05/2013	4,560,000.00		1,115,000.00	3,445,000.00	1,182,650.00	71,130.00
General Obligation Bonds/Notes – CIB	06/2015		10,000,000.00		10,000,000.00	367,631.65	
General Obligation Bonds/Notes – CIB	07/01/2		8,685,000.00		8,685,000.00	174,874.71	11,666.12
Compensated Absences		1,113,064.00		42,178.00	1,070,886.00		
<b>Totals for Debt Entered:</b>		<b>34,326,595.00</b>	<b>18,823,634.00</b>	<b>18,782,178.00</b>	<b>34,368,051.00</b>	<b>2,157,768.86</b>	<b>1,224,121.14</b>

**General Fund (10)**

**Section 1: Tuition/Purchased Services as Reported within Expenditure Detail**

	<b>Amount</b>
Tuition Reported in General Fund Expenditures 1000-560	2,029,207.95
Purchased Services in General Fund Expenditures 1000-594 and 1000-597	26,974.59
<b>Section 1 Total</b>	<b>2,056,182.54</b>

**Section 2: Tuition Paid to Institution Types During Fiscal Year**

	<b>Tuition Paid For Nonspecial Education</b>	<b>Tuition Paid For Special Education</b>	<b>Total</b>
1 1306 Institutions	8,297.62	18,676.97	26,974.59
2 Institutionalized Children's Programs			
3 Juveniles Incarcerated in Adult Facilities			
4 Residential Treatment Facilities			
5 Other Local Education Agencies	3,200.00	62,448.13	65,648.13
6 Brick and Mortar Charter Schools	510,316.97	422,415.60	932,732.57
7 Cyber Charter Schools	162,386.71	77,940.86	240,327.57
8 Career and Technology Centers	646,380.00		646,380.00
9 Approved Private Schools		115,651.22	115,651.22
10 PA Chartered Schools for the Deaf and Blind			
11 Private Residential Rehabilitative Institutions	2,040.00	24,930.71	26,970.71
12 Juvenile Detention Centers			
13 Special Program Jointures			
14 Other Tuition Not Included Elsewhere In This Section	1,497.75		1,497.75
<b>Section 2 Total</b>	<b>1,334,119.05</b>	<b>722,063.49</b>	<b>2,056,182.54</b>

On the schedule below, report the amount of expenditures by fund for the functions and objects listed. These expenditures are considered (1) excluded from indirect and direct costs and must be eliminated from the indirect cost calculations or (2) included as direct costs for the calculation of the restricted indirect cost rate. All other expenditures used in the Indirect Cost Rate Computation are reported in the Annual Financial Report.

**Food Costs Cafeteria or General Fund**

Account - Object	Amount
3100 - 571	
3100 - 630	\$347,539.00
<b>Total</b>	<b>\$347,539.00</b>

LEA acknowledges that there are no termination/leave payout salaries to report.

**All Termination/Leave Payouts**

Account - Object	Amount
1000 - 115	
2111 - 115	
2211 - 115	
2411 - 115	
2511 - 115	
2611 - 115	
2711 - 115	
2821 - 115	
2831 - 115	
3000 - 115	
0099 - 115 (All Other 2000-115)	
<b>Total</b>	